



State of Hawaii

CONSOLIDATED PLAN
FOR PROGRAM YEARS 2015 THROUGH 2019
(July 1, 2015 - June 30, 2020)

AND

ANNUAL ACTION PLAN
FOR PROGRAM YEAR 2015
(July 1, 2015 - June 30, 2016)

May 15, 2015

Hawaii Housing Finance and Development Corporation
677 Queen Street, Suite 300
Honolulu, Hawaii 96813



Executive Summary

ES-05 Executive Summary - 91.300(c), 91.320(b)

1. Introduction

The State Consolidated Plan provides a five-year strategy, housing needs discussion, and market analysis to address the housing needs of Hawaii's citizens through the State's administration of the HOME Investment Partnerships (HOME), Emergency Solutions Grant (ESG), and Housing Opportunities for Persons with AIDS (HOPWA) programs. The Consolidated Plan is also an application for funds from the HOME, ESG and HOPWA programs, and provides a basis for measuring progress and performance under those programs. The City and County of Honolulu is an entitlement jurisdiction and is required to prepare its own Consolidated Plan. This Plan focuses on the Counties of Hawaii, Kauai and Maui. HHFDC is responsible for completion of the State's Consolidated Plan. Development of the Plan involved consultation with government housing agencies, each jurisdiction's continuum of care planning groups, working group meetings with public and private service providers, public hearings to solicit input on housing needs and priorities, and the publication of notices in a newspaper of general circulation and on HHFDC's website to solicit public comments on the draft Plan.

2. Summary of the objectives and outcomes identified in the Plan Needs Assessment

Overview

HHFDC and its neighbor island partners will use the annual HOME allocations to promote decent, affordable housing, strengthen communities, and increase homeownership opportunities. HOME funds will be used for the construction of new or rehabilitation of existing affordable rental and for-sale housing, for tenant-based rental assistance, for the development of transitional housing for the homeless, provide development funds for affordable homeownership projects using a self-help building method, provide downpayment/closing cost assistance and gap loans through various county homebuyer loan programs, and provide homebuyer education and counseling sessions. DHS-BESSD and its partners will strengthen communities through its use of annual ESG and HOPWA funds. ESG funds will be used for operations funding for emergency shelters, and for homelessness prevention and rapid re-housing activities. HOPWA funds will be used to provide housing information and rent/deposit assistance service and support services, and to fund a portion of the market rental unit costs for homeless and homeless-at-risk persons with HIV/AIDS.

3. Evaluation of past performance

HHFDC and DHS-BESSD, through their administration of the State's HOME program, ESG and HOPWA programs, respectively, have assisted many communities and families through implementation of these programs. HHFDC acts as the pass-through agency of HOME funds to the Counties of Hawaii, Honolulu, and Maui; HHFDC oversees the counties to ensure appropriate use of HOME funds and compliance with the HOME program. Due to the limited amount of HOME funds available, counties have had to "save up" over several years' allocations to proceed with a project, resulting in red flags from HUD to improve meeting expenditure deadlines. In response, HHFDC instituted a rotating allocation to the counties, giving each county the entire allocation of HOME funds in a year. PY2015 will conclude the first cycle of this method of allocating funds, and results will be reported in the PY2015 CAPER. DHS-BESSD administers the ESG and HOPWA programs and awards funds to service providers in the neighbor island

counties through a competitive selection process. It oversees the use of ESG and HOPWA to ensure the appropriate, efficient, and timely use of funds. HUD has evaluated the State as having met its communities' needs and the goals of the HOME, ESG and HOPWA programs through its implementation of its Consolidated Plan and Annual Action Plans.

4. Summary of citizen participation process and consultation process

In developing the Consolidated Plan, a series of public hearings were held in each of the counties to solicit input on housing needs and priorities for the Plan. Public hearing notices were published in regional newspapers and in the Honolulu Star-Advertiser (a newspaper of general circulation) in September and October, 2014. Public hearings were held in October and November, 2014 in Wailuku, County of Maui, Kailua-Kona and Hilo, County of Hawaii, Lihue, County of Kauai, and Honolulu, City and County of Honolulu. Each of the counties also held public hearings, first to gather input on the needs and priorities of the Plan, and subsequently to accept public comment on their respective draft Consolidated Plans.

In April 2015, HHFDC published public notices to solicit written comments on the draft Consolidated Plan and PY2015 Action Plan through May 4, 2015. The public notice and copies of the draft Plan and Annual Action Plan were available for review at regional libraries throughout the state, the county housing offices, the offices of DHS-BESSD and HHFDC, and on the HHFDC's website at www.hawaii.gov/dbedt/hhfdc.

5. Summary of public comments

Public comments submitted at public hearings across all counties evidenced the need for more affordable housing, both rental and homeownership, and more support for persons who are homeless. Families with incomes $\leq 30\%$ to $\leq 80\%$ AMI have the greatest need for affordable housing. All counties reported an unmet need for affordable rentals for seniors and families.

A commenter noted that the 201H process administered by HHFDC works well for the development of affordable housing, but Hawaii is in a housing crisis, and more affordable housing is needed. The commenter added that workforce housing and affordable housing is needed statewide, but especially in Honolulu. The commenter noted that Hawaii's entitlement process and the length of time permitting takes is cost prohibitive, developers have difficulty making projects pencil due to state and county requirements on developers to produce affordable units, counties must support affordable housing development, and the public should be educated further on affordable housing, which would lead to more public support of affordable housing development.

In the county of Kauai, a commenter noted that more rental housing units are needed, along with landlords who accept HUD subsidies. The commenter noted that landlords do not want to deal with HUD, since changes to Fair Market Rents make it difficult for landlords to deal with their tenants; for this reason, households with HUD Section 8 have difficulty finding units or landlords who will rent to them. Another commenter stated that there has been an increase in Compact of Free Association (COFA) migrants seeking housing and health care services. Many are homeless and in shelters; additional support is needed for shelter operations. The commenter stated that the movement toward Housing First has resulted in less funding for emergency shelters, leading to a cutback on staff and services. The commenter added that emergency shelters continue to serve a large population, and funds are needed to support shelter operations.

Comments were also received that more transitional housing for victims of domestic violence is needed. Testimony was received in all counties that persons with intellectual and development disabilities are in need of affordable housing and subsidies that will allow them to live independently with support services. The state Department of Health is working on a survey to determine the number of individuals in this group that need housing.

Housing staff from the County of Maui noted that HHFDC's annual rotation of HOME funds between the three neighbor island counties is working well for them, as it provides time to plan for projects between funding rounds, and allows staff to work with developers to produce good projects, and gather sufficient funding for those projects.

Public comments were received from HOME recipients in the neighbor island counties, objecting to HHFDC's award of unused HOME CHDO funds to a project in the City and County of Honolulu, and recommending that future unused funds be directed to projects in neighbor island counties. Suggestions were to have HHFDC prioritize HOME re-allocations to neighbor island projects before considering projects in the City and County of Honolulu.

6. Summary of comments or views not accepted and the reasons for not accepting them

In response to comments received on re-distributing unused HOME funds exclusively to neighbor island projects, HHFDC informed commenters that HHFDC's Consolidated Plan is a statewide plan with focus on the neighbor islands, but includes Honolulu. Although the City & County of Honolulu receives its own allocation of HOME funds, HHFDC informed commenters that HHFDC must anticipate and plan for years in which no HOME or CHDO activities in the neighbor island counties are available; in these years, investment of the HOME funds in an eligible HHFDC project located throughout the state may prevent the HOME funds from lapsing, and produce additional affordable housing units. HHFDC must keep open the option of re-distributing unused HOME funds to Honolulu projects.

One public commenter suggested that HHFDC issue a Request for Proposals (RFP) for unused, returned or recaptured HOME funds. HHFDC responded that the issuance of RFPs are currently allowed under HHFDC's priorities where time permits, but HHFDC must have flexibility in instances when unused HOME funds must be quickly re-allocated to meet HUD program deadlines. In these instances, an RFP process would not be practical or useful.

7. Summary

There is an unmet need across the State for affordable rental housing for families and seniors, and affordable for-sale housing. Since the City and County of Honolulu receives its own allocation of HOME funds, HHFDC will continue to focus its HOME funds toward the development of new affordable housing or the preservation of existing affordable housing units in the neighbor island counties of Hawaii, Kauai and Maui. Neighbor island projects will also receive preference and priority over Honolulu projects for HOME funds that are recaptured, unused or returned.

Emergency shelters need more support for its operations. Although the Housing First model is being implemented, emergency shelters continue to support the homeless community, and need operations funding to continue providing for the homeless.

The Process

PR-05 Lead & Responsible Agencies 24 CFR 91.300(b)

1. Describe agency/entity responsible for preparing the Consolidated Plan and those responsible for administration of each grant program and funding source

The following are the agencies/entities responsible for preparing the Consolidated Plan and those responsible for administration of each grant program and funding source.

Agency Role	Name	Department/Agency
Lead Agency	HAWAII	
HOPWA Administrator		Department of Human Services-BESSD
HOME Administrator	HAWAII	
ESG Administrator		Department of Human Services-BESSD

Table 1 – Responsible Agencies

Narrative

The Hawaii Housing Finance and Development Corporation (HHFDC) (under the State's Department of Business, Economic Development and Tourism) is the lead agency overseeing the development of the Consolidated Plan on behalf of the State of Hawaii. HHFDC is also responsible for the administration of the HOME Program for the state. HHFDC rotates its annual allocation of HOME funds between the Counties of Hawaii, Kauai, and Maui. The Homeless Programs Office of the State's Department of Human Services - Benefits, Employment and Support Services Division (DHS-BESSD), administers the ESG and HOPWA programs for the state. The HHFDC, DHS-BESSD, and the county housing agencies take the lead in implementing the state Consolidated Plan.

Consolidated Plan Public Contact Information

Craig Hirai, Executive Director, (808) 587-0641.

PR-10 Consultation - 91.110, 91.300(b); 91.315(l)

1. Introduction

Private industry, including for-profit developers and financial institutions, will play a major role in expanding affordable housing opportunities for Hawaii's low- and moderate-income households. Nonprofit organizations, such as nonprofit developers and service providers, have developed a niche in the provision of affordable rental housing, self-help housing, and housing for special need groups. Private foundations will be a source of grants and other resources. Faith-based groups will provide grants, manpower, support services and other resources, primarily for the most vulnerable populations such as the homeless and persons with special housing needs.

Governmental agencies involved with the "bricks and mortar" of housing and related infrastructure, including the HHFDC, Department of Hawaiian Home Lands, county housing agencies, HUD and USDA-Rural Development, will facilitate the development of affordable housing by providing financing tools and other resources. Governmental agencies involved with the provision of human services and health, including the Departments of Health and Human Services, will provide resources either directly to clients or through nonprofit health and service providers to support low- and moderate-income households.

The State of Hawaii's Homeless Programs Office (HPO) has continued to work in conjunction with the Governor's Coordinator on Homelessness (and staff) to implement the State's Plan to End Homelessness. This plan mirrors the Federal Opening Doors plan in its major objectives, among which is a re-tooling of the Crisis Response System. While the response to homelessness in Hawaii has been on-going for many years, a lack of coordination at a macro level has been addressed by the hiring of the Governor's Coordinator on Homelessness and by the creation of the Hawaii Interagency Council on Homelessness by state statute in 2012. Convening of the HICH has helped to address the many service systems (such as mental health, housing, health, employment, and criminal justice sectors) working in their own silos and has sought to connect services through more meaningful, and effective partnerships.

Provide a concise summary of the state's activities to enhance coordination between public and assisted housing providers and private and governmental health, mental health and service agencies (91.215(l))

The HHFDC, DHS-BESSD and the county housing agencies formed a core working group to coordinate the development and implementation of the Consolidated Plan. The core group utilized the 2014 Homeless Point-In-Time Count Report, the 2011 Hawaii Housing Planning Study, and the 2010 Analysis of Impediments to Fair Housing Choice to aid in the development of the Housing and Special Needs Housing and Homelessness sections of the Consolidated Plan.

The State's HHFDC oversees the affordable housing finance and development in Hawaii, for sale or rent to qualified residents. The State's DHS-BESSD administers federal and state programs which provide housing and services for the homeless and other persons with special housing needs. Together, the HHFDC and DHS-BESSD have established an extensive network of public and private organizations involved with the provision of housing or supportive services.

The Consolidated Plan development process solicited input from a broad range of stakeholders. Pursuant to 24 CFR §91-110, the HHFDC consulted with its network of organizations including HUD, DHS-BESSD, and county housing agencies; state health and human services departments; and nonprofit entities involved with financing, developing and managing housing, and providing supportive services. DHS-BESSD and the county housing agencies augmented the state's network by outreaching to stakeholders at the local level (e.g., nonprofit housing advocacy groups, shelter and service providers, local government agencies). The Counties of Hawaii, Kauai and Maui conducted surveys of its residents to measure housing needs, as well as the elderly need for supportive services such as personal care, transportation, meals and chore services.

The Hawaii Interagency Council on Homelessness includes 25 members representing various homeless service providers, veteran, faith-based, government, other non-profit, and business organizations. According to the senate bill relating to the Hawaii Interagency Council of Homelessness, the Governor's Coordinator "leads the effort to prevent an eliminate homelessness in Hawaii through the use of strategic approaches, structural changes, and unprecedented collaborative and civic involvement."

The Council's plan to end homelessness is divided into four sections, and each of these sections has a corresponding working group that has been formed to accomplish the work within that section of the plan to: 1) Retool the Homeless Crisis Response System; 2) Increase access to atable and affordable housing; 3) increase economic stabiltiy and self-sufficiency; and 4) improve health and stability. The Council's plan is modeled after the national plan "Opening Doors" created by the US Interagency Council on Homelessness. The HICH's plan contains a number of objectives and action steps currently being implemented.

Describe coordination with the Continuum of Care and efforts to address the needs of homeless persons (particularly chronically homeless individuals and families, families with children, veterans, and unaccompanied youth) and persons at risk of homelessness

The State of Hawaii Department of Human Services (DHS), Homeless Programs Office (HPO) contractually requires all homeless provider agencies funded by State and/or Federal resources to participate in their respective county's Continuum of Care (CoC) for collaboration and input into the community planning efforts. The contracted agencies include those providing outreach, emergency/transitional shelters, permanent supportive housing, rapid re-housing, homeless prevention, housing first, and/or support services programs. Participants of these programs include chronically homeless and at-risk individuals and families; veterans; severely mentally ill; chronic substance abusers; persons with HIV/AIDS; victims of domestic violence; and unaccompanied youth.

Bridging the Gap (BTG) is the union of all three rural county chapters which comprise the Hawaii balance-of-state continuum of care representing the counties of Hawaii, Kauai and Maui. BTG is a geographically-based group of relevant stakeholder representatives that carries out the planning responsibilities of the CoC programs. Community Alliance Partners (Hawaii County), Kauai Community Alliance, and the Maui Homeless Alliance are the neighbor island chapters which strive to end homelessness in their geographic areas. Additionally, neighbor islanders are well-represented on the Hawaii Interagency Council on Homelessness, and have adopted its strategic plan as its standard.

The State convenes the Statewide Continuum of Care every other month, which includes the chairperson of each local chapter and a respective county government representative. The statewide planning body collaborates on resources, priorities and strategic planning. They have also taken on an expanded role of advising the State on funding priorities and legislative initiatives.

The general membership of the three local chapters collectively convenes at least twice annually for general membership meetings. Due to the non-contiguous nature of each island, the meetings are conducted via electronic means (webinar, video teleconference, teleconference, or other generally available technologies).

In accordance with the HEARTH Act, BTG works to use multiple resources to prevent homelessness or quickly re-house homeless individuals and families while minimizing trauma and dislocation. BTG mandates collaboration among providers, promotes access to homeless assistance programs, encourages effective utilization of mainstream programs especially for special populations, and strives to optimize self-sufficiency among individuals and families experiencing homelessness or are at risk of homelessness.

Describe consultation with the Continuum(s) of Care that serves the state in determining how to allocate ESG funds, develop performance standards and evaluate outcomes, and develop funding, policies and procedures for the administration of HMIS

Bridging the Gap, in collaboration with DHS/HPO, the ESG program administrator, initially opted to divide the ESG award in near equal amounts between the shelter operations and homelessness prevention/rapid re-housing (HPRP) components. However, BTG elected to allocate the most recent ESG grant by apportioning forty percent (40%) to emergency shelter operations and sixty percent (60%) to homelessness prevention and rapid re-housing activities. This allocation formula reflects BTG's greater emphasis on rapid re-housing and helping people to quickly regain stability in permanent housing after experiencing a housing crisis and homelessness. Homelessness prevention and rapid re-housing activities include financial assistance for rents, security deposit and utilities, and housing relocation and stabilization services. BTG elected to allocate HPRP funds to one agency each in Maui, Kauai and Hawaii counties. ESG funds for each component are distributed based on population ratios: Hawaii (50%); Maui (34%); and Kauai (16%).

In recent years, neighbor island representatives have become much more engaged in planning, advocacy, and data committee activities in conjunction with Partners in Care (PIC), the Oahu Continuum of Care. Currently, BTG and PIC are collaborating to purchase and implement a new HMIS solution to comply with HUD's data standards. Additionally, the BTG has adopted a formal HMIS Security and Privacy Plan, and a Policies and Procedures Manual which include security policies that detail how data is secured in the HMIS; data sharing policies that detail with whom data is shared and for what purposes; and access to and use of the HMIS. A formal data quality plan has also been adopted to define what constitutes a record for each program type; and determines timeliness, completeness and accuracy standards.

Moreover, data-driven performance standards are being updated and refined. These enhancements will allow the CoCs to utilize outcome measures to determine funding levels for applicants. HPO is in the process of developing a means to transform State funding determinations to more closely reflect

performance standards and performance based funding as HUD. While these systemic changes will take time to fully implement, the mechanisms to achieve and maintain progress have been executed.

To further promote collaboration among the CoC bodies, a portion of each Bridging the Gap meeting is set aside for the PIC chair and the City and County of Honolulu representative to share information. This allows for discourse on legislative, advocacy, policy and data issues being addressed on Oahu, and vice versa. Additionally, many more neighbor island participants have requested placement on the PIC mailing list so that they can keep their agencies and their counties up-to-date, especially on state government issues during the legislative session. These efforts are building toward a greater sense of community across the state for homeless service providers, and thus, a more cohesive approach to our statewide infrastructure.

BTG has also benefitted greatly from recent HUD technical assistance with HMIS, performance measures, evaluation criteria, CoC operations, and guidance in creating policies and procedures.

2. Describe Agencies, groups, organizations and others who participated in the process and describe the jurisdictions consultations with housing, social service agencies and other entities

Table 2 – Agencies, groups, organizations who participated

1	Agency/Group/Organization	Hawaii Housing Finance Development Corporation
	Agency/Group/Organization Type	Housing PHA Services - Housing Services-Persons with Disabilities Services-Persons with HIV/AIDS Services-Victims of Domestic Violence Services-homeless Services-Health Services-Education Services-Employment Service-Fair Housing Health Agency Other government - Federal Other government - State Other government - County Other government - Local Business and Civic Leaders
	What section of the Plan was addressed by Consultation?	Homelessness Strategy Homeless Needs - Chronically homeless Homeless Needs - Families with children Homelessness Needs - Veterans Homelessness Needs - Unaccompanied youth Non-Homeless Special Needs HOPWA Strategy

<p>How was the Agency/Group/Organization consulted and what are the anticipated outcomes of the consultation or areas for improved coordination?</p>	<p>Input was solicited from a broad range of stakeholders. HHFDC consulted with its network of organizations including HUD, DHS-BESSD, HPHA, and county housing agencies; state health, human services and public safety departments; and nonprofit entities involved with financing, development and managing housing, and providing supportive services. DHS-BESSD and the county housing agencies augmented the state's network by outreaching to stakeholders at the local level (i.e., nonprofit housing advocacy groups, shelter and service providers, local government agencies). The Counties of Hawaii, Kauai and Maui conducted surveys of its residents to measure housing needs, as well as the elderly need for supportive services such as personal care, transportation, meals and chore services. DHS-BESSD conducted a Homeless Point-in-Time Count Report which included a snapshot count of the homeless population and assessment of needs as of January 2015. DHS-BESSD also worked with each of the County's Continuum of Care groups to identify priorities for services to the homeless and the gaps in the housing and service delivery systems. The CoCs are an active collaboration of community based representatives of subsidized housing; providers of mental health care, medical care, public health, homeless outreach, substance abuse rehabilitation, and domestic abuse shelters; community policy agents; government housing; concerned citizens, and homeless persons. The following are the individuals who represent respective homeless service providers, government, veteran, faith-based, and business sectors on the Hawaii Interagency Council On Homelessness: CHAIR: Colin Kippen (Governor's Coordinator on Homelessness); MEMBERS: Dr. Rachael Wong (Director, Dept. of Human Services);Lori Tsuhako (Homeless Programs Administrator); Dr. Virginia Pressler (Director, Dept. of Health); Nolan Espinda (Director, of Public Safety); Luis P. Salaveria (Director, Dept. of Business, Economic Development and Tourism); Jobie M.K. Masagatani (Chairperson, Hawaiian Homes Commission); Col. Arthur Logan (Adjutant General); Robert K. Lindsey, Jr. (Chairperson, Office of Hawaiian Affairs); Doug Chin (Attorney General); Kathryn S. Matayoshi (Superintendent of Education,House Designee);Jo Jordan(House Designee); Suzanne Chun-Oakland (Senate Designee); Alan M. Arakawa (Mayor, County of Maui); Kirk Caldwell (Mayor, City & County of Honolulu); Bernard P. Carvalho (Mayor, County of Kauai); William P. Kenoi (Mayor, County of Hawaii); Mark Chandler (Director, HUD CPD); Andy Dahlburg (Manager, VA Homeless Program); Darrin Araki (Hawaii Pastors Roundtable); Maude Cummings (Chair,Bridging the Gap); Greg Payton (Chair, Partners in Care); Hakim Ouansafi (Exec. Dir. HPHA); and David Rolf (Business Community)Additionally, each of the neighbor island agencies collaborate with numerous partner organizations that address the housing, health, social services, victim services, employment, education needs of low-income, homeless and special needs population. Continual interaction and support between the various agencies identified priority and unmet needs of the populations served. Many of these agencies participate in the local chapter CoC's.</p>
---	---

Identify any Agency Types not consulted and provide rationale for not consulting

N/A

Other local/regional/state/federal planning efforts considered when preparing the Plan

Name of Plan	Lead Organization	How do the goals of your Strategic Plan overlap with the goals of each plan?
Continuum of Care	Bridging the Gap	DHS-BESSD has adopted the goals of the CoC in its administration of the ESG and HOPWA programs. These goals are included in the Consolidated Plan.
HICH Strategic Plan	Hawaii Interagency Council on Homelessness	HICH's Strategies Plan mirrors the Federal Opening Doors plan in its major objectives, among which is a re-tooling of the Crisis Response System. DHS-BESSD actively participates in HICH to implement its goals and objectives, which are incorporated into the Consolidated Plan.
Con Plan / Action Plan	County of Hawaii	The County of Hawaii is a State Recipient under the HOME program; as such, its goals are similar to the Consolidated Plan/Annual Action Plan.

Table 3 – Other local / regional / federal planning efforts

Describe cooperation and coordination among the State and any units of general local government, in the implementation of the Consolidated Plan (91.315(I))

Under HUD's HOME Program, HHFDC is the PJ that receives annual HOME funding for the State of Hawaii. HHFDC rotates the HOME allocation annually to each of the three neighbor island counties of Hawaii, Kauai and Maui. The City & County of Honolulu receives its own allocation of HOME funds. The County of Hawaii will receive the PY2015 HOME allocation; the County of Kauai will receive the PY2016 allocation; and the County of Maui will receive the PY2017 allocation. DHS-BESSD works with and through their CoC to obtain proposals from service providers for their ESG and HOPWA programs.

HHFDC and DHS-BESSD work collaboratively with the neighbor island counties and CoCs in administering the HOME, ESG and HOPWA programs, starting each program year with joint public meetings and public hearings to provide information to the public and gather public input on the federal CPD programs. Once funds are allocated, HHFDC's HOME program staff works directly with staff from the neighbor island housing agencies to ensure program funds are used effectively and efficiently. DHS-BESSD staff works directly with its CoCs and services providers to ensure appropriate services are provided to its clients.

HICH's accomplishments to date have been achieved through the efforts of numerous stakeholders, including the various units of government. Bridging the Gap recognizes that the Consolidated Plan goals are interconnected with those of the HICH's, and have adopted its strategic plan to end homelessness and focuses on retooling the homeless crisis response system. It has adopted the "housing first" philosophy, pioneered the use of a common assessment tool known as the Vulnerability Index & Service Prioritization Decision Assistance Tool (VI-SPDAT), created a common assessment and housing placement process for veterans and chronically homeless who are medically vulnerable, collected, analyzed, and shared data to understand the housing and service needs of homeless individuals; created

a mechanism and platform for services providers to share data and resources; developed relationships with senior officials at HUD, VA, USICH, and SAMHSA and leverage resources to bring national experts and best-practices to Hawaii; supported the Department of Health in its application for and award of a "housing first" grant from SAMHSA; established relationships with the DoH's Alcohol & Drug Abuse Division and Adult Mental Health Division to participate in a coordinated assessment and housing placement efforts; establish a Memorandum of Understanding between Hawaii Pacific Health and the HICH for enhanced housing placement efforts with respect to chronically homeless and medically vulnerable individuals who frequent their emergency rooms and hospitals and who experience less than ideal health outcomes due to their unstable and unhealthy living situation; established partnerships between the City & County of Honolulu and the State of Hawaii to address homelessness; encouraged innovative approaches to build less expensive housing through collaborations with HHFDC and the University of Hawaii's School of Architecture, and the Honolulu Community College; and heightened awareness of the interconnectedness of the causes of homelessness and national best practices to address homelessness.

Narrative (optional):

The *Homeless Service Utilization Report: Hawai'i 2014 of the University Of Hawaii Center on Family* characterized the HICH's accomplishments over the last year as a "major paradigm shift, one that has the potential to radically restructure the homeless service system. . ." (see below):

"This was a milestone year for the state of Hawai'i's homeless services network. Collaborative efforts across governmental agencies and service providers have secured new resources for enhancing the state's capacity to end homelessness. There was a synergy around making system-level changes to improve the coordination of care and to adopt a "housing-first" philosophy in programming. The housing-first approach emphasizes providing support for stable housing as an important first (rather than last) step in a transition to independently sustained permanent housing. Several evidence-based strategies- such as the Vulnerability Index and Service Prioritization Decision Assistance Tool (VI-SPDAT), the Rapid Rehousing Program, and the Pathways Housing First Model- are being piloted on a small scale while planning for system-wide implementation is underway.

Hale 'O Malama, the "House of Care" initiative, is the catalyst of these changes. In October 2013, Hawai'i embarked on this venture as part of the 25 Cities Initiative sponsored by the U.S. Departments of Veteran Affairs (VA) and Housing and Urban Development (HUD) and U.S. Interagency Council on Homelessness. The federal initiative provides technical assistance to cities, aiming to end homelessness for veterans and chronically homeless individuals through a housing-first approach. Key local collaborators include the Hawaii Interagency Council on Homelessness, the State's Homeless Programs Office, the City's Office of Housing, and O'ahu's Partners In Care-the organizations defined by HUD as Continuum of Care organizations for homelessness.

In recognition of the fact that efforts to implement system-level changes should employ a data-driven and evidence-based approach, Hale 'O Malama has identified the critical need to build a coordinated assessment and housing placement system for Hawai'i where all potential homeless service users will be assessed by a common tool and matched with appropriate services based on the results. . . .

In the past few months, additional funding has become available through State Legislature appropriation, and a federal grant was awarded to the State Department of Health to help accelerate the adoption of a housing-first approach to end chronic homelessness in Hawai'i. The Pathways Housing First model, an evidence-based housing-first program, is now being piloted to provide supportive services to chronically homeless individuals with substance abuse issues and/or mental health disorders. Additional resources have recently been committed by the City Council for the Housing First initiative. Private foundations and business communities have contributed substantial resources for capacity-building and direct services to help in ending homelessness for everyone in Hawai'i.

The collaboration and policy changes that are currently underway represent a major paradigm shift, one that has the potential to radically restructure the homeless service system in the state of Hawai'i. However, a systemic change of this magnitude will take time and should be guided by a detailed understanding of the problem. Homelessness is an extremely complicated issue, and high quality data are necessary and useful to evaluating the impact of these systemic changes. While these impacts have not yet taken full effect, the data presented in this report will represent a baseline to which future change can be compared."

PR-15 Citizen Participation - 91.115, 91.300(c)

1. Summary of citizen participation process/Efforts made to broaden citizen participation Summarize citizen participation process and how it impacted goal-setting

HHFDC, DHS-BESSD, and the county housing agencies conducted joint and separate public hearings throughout the state, to gather public input on the housing and homeless needs in the community. Nonprofit service providers, nonprofit and for-profit developers, program users, other governmental entities, and interested citizens participated and attended the public hearings. Common comments were the need for more affordable rentals for families and seniors, more affordable homeownership housing, and more funding for operations for homeless shelters, homelessness prevention and rapid re-housing activities. High priority needs continue to be housing for households earning 80% or less of the median income, activities that protect the health and safety of the residents, activities to meet legal obligations and/or federal mandates (i.e., ADA), and public facilities such as child care, youth and /or senior centers, centers for persons with disabilities, and homeless facilities. In setting the goals for the 5-Year Consolidated Plan, the comments and issues raised in public hearings were considered in formulating the goals and objectives for this 5-Year Consolidated Plan.

A draft of the 5-Year Consolidated Plan and PY2015 Annual Action Plan was made available for public review during a 30-day comment period, at regional libraries, the county housing agencies, HHFDC, DHS-BESSD, and on HHFDC's website. No comments were received.

Citizen Participation Outreach

Sort Order	Mode of Outreach	Target of Outreach	Summary of Response/ attendance	Summary of comments received	Summary of comments not accepted and reasons	URL (If applicable)
1	Public Hearing	Non-targeted /broad community	Government agencies, Service Providers, Nonprofit developers, and Interested Citizens.	1. Affordable rentals and homeownership opportunities for low- and very-low income families & seniors are needed. 2. Affordable, independent housing is needed for individuals with intellectual and developmental disabilities, together with the wraparound supportive services. 3. Hawaii County is medically underserved; government needs to provide resources and cut red tape to encourage the development of health care facilities that provide access to medical services, especially in Puna. 4. Funding is needed to establish Individual Development Accounts for low- and moderate-income families. 5. Funding is needed for the Residential Emergency Repair Program. 6. Funding is needed for the Housing choice Voucher Section 8, Section 8 Family Self-Sufficiency Program, Homeownership Program, and RERF. 7. HHFDC's rotation of HOME funds is cumbersome for planning; annual funding is preferred for flexibility and usability. 8. HHFDC' HOME recapture policy should be to keep HOME funds in the neighbor islands. 9. Funds are needed to support the County's fire department. 10. Support for public facilities, child care, youth and senior centers and health and neighborhood centers are needed. Microloans should be added as a medium priority.	7. HHFDC will continue its rotation of HOME funds between the neighbor island counties, and will evaluate its effectiveness at the end of the first complete round in 2015. 8. Neighbor island projects will receive a priority for recaptured or unused HOME funds, but HHFDC will not exclude Honolulu, in anticipation of periods when the neighbor islands have no eligible project to receive HOME funds.	
2	Public Hearing	Non-targeted /broad community	General Public, Service Providers, Program Users, Developers, Interested Citizens	1. Affordable housing is sorely needed, statewide. 2. Affordable housing for individuals with development and intellectual disabilities are needed. State DoH is working on compiling how much housing is needed.		

Sort Order	Mode of Outreach	Target of Outreach	Summary of Response/ attendance	Summary of comments received	Summary of comments not accepted and reasons	URL (If applicable)
3	Public Hearing	Non-targeted /broad community	General Public, Service Providers, Program Users, Developers, Interested Citizens	1. Affordable rental units and landlords who accept HUD subsidy are needed. 2. Transitional housing is needed for people/families transitioning out of domestic violence. 3. Funding to support emergency shelters are also needed. 4. Unused HOME funds administered by HHFDC should be used exclusively in neighbor islands.	4. Neighbor island projects will receive a priority for recaptured or unused HOME funds, but HHFDC will not exclude Honolulu, in anticipation of periods when the neighbor islands have no eligible project to receive HOME funds.	
4	Public Hearing	Non-targeted /broad community	Government agencies, nonprofit developers	1. Affordable rental units are needed for seniors and families. 2. Recaptured or unused HOME funds should remain on the neighbor islands. 3. Affordable rental housing for people with intellectual and developmental disabilities are needed.	2. Neighbor island projects will receive a priority for recaptured or unused HOME funds, but HHFDC will not exclude Honolulu, in anticipation of periods when the neighbor islands have no eligible project to receive HOME funds.	
5	Newspaper Ad	Non-targeted /broad community	No responses received.	No responses received.		

Table 4 – Citizen Participation Outreach

Needs Assessment

NA-05 Overview

Needs Assessment Overview

Projected housing need: Statewide, approximately 64,100 housing units are projected to be needed from 2014-2020.* This includes an estimated backlog of approximately 25,900 housing units and the projected demand for approximately 38,200 new housing units to accommodate household growth (based on the State's 2040 population projections).

Households with incomes of 80% and below the area median income (AMI) are targeted for rental assistance while households with incomes from 80-140% AMI are targeted for homeownership assistance. As shown in the attached table of Projected Housing Need, approximately 27,200 affordable rental housing units and 16,500 affordable for-sale units are estimated to be needed by 2020.

*Source: Ricky Cassiday, Rental Housing Study, 12/30/2014

Projected Housing Need, 2014-2020

Projected Housing Need, 2014-2020					
% Area Median Income	Honolulu	Maui	Hawaii	Kauai	State
≤30%	4,076	1,377	2,355	330	8,138
30-50%	3,808	1,402	2,017	221	7,448
60%	2,415	748	1,003	462	4,629
60-80%	3,710	1,330	1,657	312	7,009
Sub-total affordable rental	14,008	4,857	7,033	1,325	27,224
80-100%	3,217	1,087	1,422	526	6,252
100-120%	2,950	956	1,292	433	5,631
120-140%	2,448	890	924	361	4,623
Sub-total affordable for-sale	8,615	2,933	3,638	1,320	16,506
>140%	8,573	6,204	4,041	1,555	20,373
TOTAL	31,197	13,994	14,712	4,200	64,103

*Source: Ricky Cassiday, Rental Housing Study, 12/30/14

Projected Housing Need, 2014-2020

NA-10 Housing Needs Assessment - 24 CFR 91.305 (a,b,c)

Summary of Housing Needs

Demographics	Base Year: 2000	Most Recent Year: 2011	% Change
Population	1,211,537	1,346,554	11%
Households	403,572	445,513	10%
Median Income	\$49,820.00	\$67,116.00	35%

Table 5 - Housing Needs Assessment Demographics

Data Source: 2000 Census (Base Year), 2007-2011 ACS (Most Recent Year)

Number of Households Table

	0-30% HAMFI	>30-50% HAMFI	>50-80% HAMFI	>80-100% HAMFI	>100% HAMFI
Total Households *	59,400	51,995	83,300	54,850	195,970
Small Family Households *	16,530	17,890	34,125	23,635	102,605
Large Family Households *	4,695	5,605	10,680	8,165	27,755
Household contains at least one person 62-74 years of age	10,970	10,090	16,625	11,280	45,730
Household contains at least one person age 75 or older	10,725	10,195	12,675	7,235	21,730
Households with one or more children 6 years old or younger *	10,415	9,935	15,935	10,835	20,960
* the highest income category for these family types is >80% HAMFI					

Table 6 - Total Households Table

Data Source: 2007-2011 CHAS

Housing Needs Summary Tables

1. Housing Problems (Households with one of the listed needs)

	Renter					Owner				
	0-30% AMI	>30- 50% AMI	>50- 80% AMI	>80- 100% AMI	Total	0-30% AMI	>30- 50% AMI	>50- 80% AMI	>80- 100% AMI	Total
NUMBER OF HOUSEHOLDS										
Substandard Housing – Lack- ing complete plumbing or kitchen facilities	2,720	1,160	1,315	595	5,790	765	415	830	275	2,285
Severely over- crowded - With >1.51 people per room (and complete kitchen and plumbing)	1,840	1,720	1,905	1,240	6,705	365	280	970	620	2,235
Overcrowded - With 1.01-1.5 people per room (and none of the above problems)	2,385	2,325	3,460	1,830	10,000	545	940	2,455	2,435	6,375
Housing cost burden greater than 50% of income (and none of the above problems)	20,280	12,460	5,650	930	39,320	9,040	7,310	9,660	4,750	30,760
Housing cost burden greater than 30% of income (and none of the above problems)	4,105	7,980	15,170	5,925	33,180	2,455	2,820	8,965	8,540	22,780
Zero/negative Income (and none of the above problems)	3,820	0	0	0	3,820	1,820	0	0	0	1,820

Table 7 – Housing Problems Table

Data 2007-2011 CHAS
Source:

2. Housing Problems 2 (Households with one or more Severe Housing Problems: Lacks kitchen or complete plumbing, severe overcrowding, severe cost burden)

	Renter					Owner				
	0-30% AMI	>30-50% AMI	>50-80% AMI	>80-100% AMI	Total	0-30% AMI	>30-50% AMI	>50-80% AMI	>80-100% AMI	Total
NUMBER OF HOUSEHOLDS										
Having 1 or more of 4 housing problems	27,220	17,670	12,330	4,595	61,815	10,720	8,945	13,920	8,075	41,660
Having none of 4 housing problems	10,310	13,450	28,750	17,400	69,910	5,510	11,935	28,300	24,775	70,520
Household has negative income, but none of the other housing problems	3,820	0	0	0	3,820	1,820	0	0	0	1,820

Table 8 – Housing Problems 2

Data 2007-2011 CHAS
Source:

3. Cost Burden > 30%

	Renter				Owner			
	0-30% AMI	>30-50% AMI	>50-80% AMI	Total	0-30% AMI	>30-50% AMI	>50-80% AMI	Total
NUMBER OF HOUSEHOLDS								
Small Related	10,015	10,545	11,230	31,790	3,250	3,540	8,825	15,615
Large Related	2,970	2,585	2,170	7,725	780	1,380	3,315	5,475
Elderly	7,225	3,990	2,510	13,725	5,695	4,450	4,770	14,915
Other	9,330	7,100	6,960	23,390	2,895	1,825	3,785	8,505
Total need by income	29,540	24,220	22,870	76,630	12,620	11,195	20,695	44,510

Table 9 – Cost Burden > 30%

Data 2007-2011 CHAS
Source:

4. Cost Burden > 50%

	Renter				Owner			
	0-30% AMI	>30-50% AMI	>50-80% AMI	Total	0-30% AMI	>30-50% AMI	>50-80% AMI	Total
NUMBER OF HOUSEHOLDS								
Small Related	8,515	6,230	3,390	18,135	2,760	2,805	4,730	10,295
Large Related	2,275	1,475	355	4,105	665	1,005	1,550	3,220
Elderly	5,005	1,915	595	7,515	3,885	2,745	2,450	9,080
Other	8,310	4,095	1,605	14,010	2,510	1,435	1,790	5,735
Total need by income	24,105	13,715	5,945	43,765	9,820	7,990	10,520	28,330

Table 10 – Cost Burden > 50%

Data 2007-2011 CHAS
Source:

5. Crowding (More than one person per room)

	Renter					Owner				
	0-30% AMI	>30-50% AMI	>50-80% AMI	>80-100% AMI	Total	0-30% AMI	>30-50% AMI	>50-80% AMI	>80-100% AMI	Total
NUMBER OF HOUSEHOLDS										
Single family households	3,585	3,530	4,175	2,325	13,615	705	890	2,195	1,590	5,380
Multiple, unrelated family households	570	510	1,020	675	2,775	260	385	1,375	1,465	3,485
Other, non-family households	650	190	365	135	1,340	0	35	40	19	94
Total need by income	4,805	4,230	5,560	3,135	17,730	965	1,310	3,610	3,074	8,959

Table 11 – Crowding Information – 1/2

Data 2007-2011 CHAS
Source:

	Renter				Owner			
	0-30% AMI	>30-50% AMI	>50-80% AMI	Total	0-30% AMI	>30-50% AMI	>50-80% AMI	Total
Households with Children Present	0	0	0	0	0	0	0	0

Table 12 – Crowding Information – 2/2

Data Source
Comments:

Describe the number and type of single person households in need of housing assistance.

According to the 2010 Census, approximately 106,175 or 23.3% of total households were single person households. About one-third of all one-person households had householders who were 65 years and over. Of all single person households, approximately 56% were renters and 44% were owners.

The extent of cost burden and severe cost burden among “other” renter households (i.e., households which are not small related families, large related families, or elderly) is substantial. Approximately 73% of “other” renter households at 0-80% AMI are cost burdened and 71% are severely cost burdened. This indicates a need for more affordable rental housing for single person households.

Estimate the number and type of families in need of housing assistance who are disabled or victims of domestic violence, dating violence, sexual assault and stalking.

Households with disabilities: According to the 2011 Hawaii Housing Planning Study, in 2009, there were approximately 130,500 people with a form of disability. This represents approximately 10.6% of the State of Hawaii’s non-institutionalized population. Among Hawaii residents with disabilities, 45% were between the ages of 18 and 64 and considered as being of working age. Approximately 53% of persons with disabilities were not in the labor force. Among persons with disabilities in the work force, 14% were presently unemployed. Approximately 23% of residents with disabilities lives below the poverty line, compared to 10% of those without disabilities. The median income for households with persons with disabilities was \$59,100, roughly 22% lower than the median for households without a disability. These factors contribute to difficulties finding affordable housing for people with disabilities.

Findings from the 2011 study’s housing demand survey, of the households with at least one person with a disability, about 19% lived in public housing and 21% received Section 8 assistance. Additionally, of the households with at least one person with a disability, 1,774 were on the wait list for public housing units and 3,000 were on the wait list for Section 8 rental assistance. (Note this may be duplicative, as persons may be on the wait lists for public housing and Section 8 rental assistance.) The numbers of persons with a disability on the wait lists indicate the need for rental housing at the 0-30% and 30-50% AMI levels.

Victims of domestic violence: On September 17, 2013, 16 local domestic violence programs in Hawaii participated in the 2013 National Census of Domestic Violence Services. Of the 573 victims served in one day, 217 domestic violence victims (97 children and 120 adults) found refuge in emergency shelters or transitional housing provided by local domestic violence programs. There were 45 unmet requests for service in one day, of which 36% (16) were for housing. The impact of unmet requests for help is not always known. However, 44% of programs report that victims return to their abuser, 31% report that victims become homeless, and 31% report that the families are ending up living in their cars (National Network to End Domestic Violence, “Domestic Violence Counts 2013”).

According to NNEDV, domestic violence is a leading cause of homelessness for women and children in the United States and a lack of affordable housing options is regularly reported by survivors as a primary barrier to escaping abuse. Although the common length of stay in an emergency shelter is 30 to 60 days, it can take 6 to 10 months or more for a family to secure stable, permanent housing due to a lack of affordable housing options. Emergency shelter, transitional housing, and affordable housing are critical in helping survivors permanently escape violence and increase their economic stability.

What are the most common housing problems?

(See Tables 7-8)

In general, renters have a higher incidence of housing problems compared with owners. Of all households with an income of 100% AMI and below, considerably more renter than owner households reside in housing with one or more of the four housing problems (cost burden, overcrowding, lack of complete kitchen or plumbing facilities). Of owner households, those in the 50-80% AMI group have a higher incidence of housing with one or more of the four housing problems.

Cost burden (See Tables 9-10): Cost burden is measured by the fraction of a household's total gross income that is spent on housing. (Cost burden is paying more than 30% and severe cost burden is paying more than 50%). Of those with income ranging from 0-80% AMI, substantially more renter than owner households are cost burdened. Elderly households (whose head, spouse, or sole member is at least 62 years of age) are the exception where the extent of cost burden is higher among owners. However, among renter households at 0-30% AMI, elderly renters have the highest rates of cost burden and severe cost burden at 53% and 67%, respectively.

Crowding: Based on a survey conducted by SMS Research for the 2011 Hawaii Housing Planning Study, the extent of crowding (more than one person per room) declined from 30.3% in 1992 to 15.3% in 2006. However, crowding increased significantly to 21.4% in 2011. Overall, the extent of crowding is higher among renter households than owner households; and particularly pronounced among renter households comprised of single families (containing one family) and non-families (that are not families, such as a person living alone or with nonrelatives) vs. owner households. (See Table 11 – Crowding)

Are any populations/household types more affected than others by these problems?

(See Tables 7-8)

In general, renters have a higher incidence of housing problems compared with owners. Of all households with an income of 100% AMI and below, considerably more renter than owner households reside in housing with one or more of the four housing problems (cost burden, overcrowding, lack of complete kitchen or plumbing facilities). Of owner households, those in the 50-80% AMI group have a higher incidence of housing with one or more of the four housing problems.

Describe the characteristics and needs of Low-income individuals and families with children (especially extremely low-income) who are currently housed but are at imminent risk of either residing in shelters or becoming unsheltered 91.205(c)/91.305(c)). Also discuss the needs of formerly homeless families and individuals who are receiving rapid re-housing assistance and are nearing the termination of that assistance

According to the 2011 ACS, there were approximately 150,269 households with children under the age of 18, of which approximately 52% (79,721) households were owner-occupants and 48% (70,566) households were renters.

About 73% of families with children were in husband-wife family groups; 8% were in father-only family groups; and 19% were in mother-only family groups. In a publication titled "America's Families and

Living Arrangements: 2012”, the U.S. Census states that married parents were the most economically advantaged of all the family groups with children under the age of 18. Married parents were more likely to be college educated and to be homeowners compared with unmarried parents and with mother-only and father-only families.

The following data indicates that mother-only families are in need of more housing assistance compared with married- or father-only families -- Ten percent of married-family groups were living below the poverty level compared with 19% father-only groups and nearly 40% mother-only groups. Father-only groups were in better economic standing than mother-only groups. About half (50.7%) of the father-only groups were homeowners, compared with 34.7% of the mother-only groups.

If a jurisdiction provides estimates of the at-risk population(s), it should also include a description of the operational definition of the at-risk group and the methodology used to generate the estimates:

Specify particular housing characteristics that have been linked with instability and an increased risk of homelessness

Discussion

NA-15 Disproportionately Greater Need: Housing Problems - 91.305 (b)(2)

Assess the need of any racial or ethnic group that has disproportionately greater need in comparison to the needs of that category of need as a whole.

Introduction

The 2011 population for the State of Hawaii was 1,346,554. Approximately 22.9% (308,067 persons) were White; 1.5% (20,123 persons) were Black or African American; 38% (511,161 persons) were Asian; 0.1% (1,887 persons) were American Indian and Alaska Native; 9.2% (123,650 persons) were Native Hawaiian and Other Pacific Islander; 8.8% (119,059 persons) were Hispanic or Latino; 0.1% (1,595 persons) were some other race alone; and 19.4% (261,012 persons) were two or more races.

Of the 455,513 households, approximately 31% (138,438 households) were White; 1.7% (7,530 households) were Black or African American; 39% (174,824 households) were Asian; 0.2% (1,063 households) were American Indian and Alaska Native; 7% (31,337 households) were Native Hawaiian and Other Pacific Islander; 6.6% (29,307 households) were Hispanic or Latino; 0.1% (494 households) were some other race alone; and 14% (62,521 households) were two or more races.

A disproportionately greater number of housing problems exists when the members of racial or ethnic groups at a given income level experience housing problems at a greater rate (of 10% or more) than the income level as a whole.

0%-30% of Area Median Income

Housing Problems	Has one or more of four housing problems	Has none of the four housing problems	Household has no/negative income, but none of the other housing problems
Jurisdiction as a whole	38,068	8,849	5,051
White	10,964	2,179	2,042
Black / African American	770	75	130
Asian	12,899	4,513	1,873
American Indian, Alaska Native	178	4	19
Pacific Islander	4,494	632	257
Hispanic	3,333	525	316

Table 13 - Disproportionally Greater Need 0 - 30% AMI

Data Source: 2007-2011 CHAS

*The four housing problems are:

1. Lacks complete kitchen facilities, 2. Lacks complete plumbing facilities, 3. More than one person per room, 4. Cost Burden greater than 30%

30%-50% of Area Median Income

Housing Problems	Has one or more of four housing problems	Has none of the four housing problems	Household has no/negative income, but none of the other housing problems
Jurisdiction as a whole	31,444	13,307	0
White	9,674	3,011	0
Black / African American	1,206	179	0
Asian	10,389	6,824	0
American Indian, Alaska Native	149	33	0
Pacific Islander	2,795	1,042	0
Hispanic	2,639	700	0

Table 14 - Disproportionally Greater Need 30 - 50% AMI

Data Source: 2007-2011 CHAS

*The four housing problems are:

1. Lacks complete kitchen facilities, 2. Lacks complete plumbing facilities, 3. More than one person per room, 4. Cost Burden greater than 30%

50%-80% of Area Median Income

Housing Problems	Has one or more of four housing problems	Has none of the four housing problems	Household has no/negative income, but none of the other housing problems
Jurisdiction as a whole	46,222	30,970	0
White	14,936	7,194	0
Black / African American	2,389	638	0
Asian	13,820	14,528	0
American Indian, Alaska Native	98	8	0
Pacific Islander	3,839	2,845	0
Hispanic	4,662	1,611	0

Table 15 - Disproportionally Greater Need 50 - 80% AMI

Data Source: 2007-2011 CHAS

*The four housing problems are:

1. Lacks complete kitchen facilities, 2. Lacks complete plumbing facilities, 3. More than one person per room, 4. Cost Burden greater than 30%

80%-100% of Area Median Income

Housing Problems	Has one or more of four housing problems	Has none of the four housing problems	Household has no/negative income, but none of the other housing problems
Jurisdiction as a whole	25,145	24,301	0
White	7,729	6,443	0
Black / African American	1,195	343	0
Asian	8,633	11,282	0
American Indian, Alaska Native	110	38	0
Pacific Islander	1,431	1,724	0
Hispanic	2,139	1,506	0

Table 16 - Disproportionally Greater Need 80 - 100% AMI

Data Source: 2007-2011 CHAS

*The four housing problems are:

1. Lacks complete kitchen facilities, 2. Lacks complete plumbing facilities, 3. More than one person per room, 4. Cost Burden greater than 30%

Discussion

No disproportionately greater number of housing problems exists for any racial or ethnic group. However, the data show that households at all income levels (0-100% AMI) experience at least one of the four housing problems, with those at the lower ranges experiencing higher rates of housing problems.

NA-20 Disproportionately Greater Need: Severe Housing Problems – 91.305(b)(2)

Assess the need of any racial or ethnic group that has disproportionately greater need in comparison to the needs of that category of need as a whole.

Introduction

A disproportionately greater number of severe housing problems exists when the members of racial or ethnic groups at a given income level experience severe housing problems at a greater rate (of 10% or more) than the income level as a whole.

0%-30% of Area Median Income

Severe Housing Problems*	Has one or more of four housing problems	Has none of the four housing problems	Household has no/negative income, but none of the other housing problems
Jurisdiction as a whole	32,274	14,625	5,051
White	9,715	3,383	2,042
Black / African American	650	190	130
Asian	10,054	7,361	1,873
American Indian, Alaska Native	168	14	19
Pacific Islander	3,925	1,189	257
Hispanic	2,935	921	316

Table 17 – Severe Housing Problems 0 - 30% AMI

Data Source: 2007-2011 CHAS

*The four severe housing problems are:

1. Lacks complete kitchen facilities, 2. Lacks complete plumbing facilities, 3. More than 1.5 persons per room, 4. Cost Burden over 50%

30%-50% of Area Median Income

Severe Housing Problems*	Has one or more of four housing problems	Has none of the four housing problems	Household has no/negative income, but none of the other housing problems
Jurisdiction as a whole	22,228	22,498	0
White	7,480	5,229	0
Black / African American	1,008	372	0
Asian	6,444	10,736	0
American Indian, Alaska Native	145	37	0
Pacific Islander	2,121	1,694	0
Hispanic	1,943	1,394	0

Table 18 – Severe Housing Problems 30 - 50% AMI

Data Source: 2007-2011 CHAS

*The four severe housing problems are:

1. Lacks complete kitchen facilities, 2. Lacks complete plumbing facilities, 3. More than 1.5 persons per room, 4. Cost Burden over 50%

50%-80% of Area Median Income

Severe Housing Problems*	Has one or more of four housing problems	Has none of the four housing problems	Household has no/negative income, but none of the other housing problems
Jurisdiction as a whole	25,882	51,318	0
White	8,031	14,082	0
Black / African American	1,599	1,418	0
Asian	7,358	20,995	0
American Indian, Alaska Native	24	82	0
Pacific Islander	2,532	4,131	0
Hispanic	2,499	3,816	0

Table 19 – Severe Housing Problems 50 - 80% AMI

Data Source: 2007-2011 CHAS

*The four severe housing problems are:

1. Lacks complete kitchen facilities, 2. Lacks complete plumbing facilities, 3. More than 1.5 persons per room, 4. Cost Burden over 50%

80%-100% of Area Median Income

Severe Housing Problems*	Has one or more of four housing problems	Has none of the four housing problems	Household has no/negative income, but none of the other housing problems
Jurisdiction as a whole	11,455	37,956	0
White	2,782	11,388	0
Black / African American	244	1,302	0
Asian	4,513	15,390	0
American Indian, Alaska Native	60	88	0
Pacific Islander	905	2,232	0
Hispanic	772	2,858	0

Table 20 – Severe Housing Problems 80 - 100% AMI

Data Source: 2007-2011 CHAS

*The four severe housing problems are:

1. Lacks complete kitchen facilities, 2. Lacks complete plumbing facilities, 3. More than 1.5 persons per room, 4. Cost Burden over 50%

Discussion

A disproportionately greater housing need exists for Asian households at the 80-100% AMI level where 39.4% experience one or more severe housing problems compared with 23.2% for that income level as a whole. The data also show that households at all income levels (0-100% AMI) experience at least one of the four severe housing problems, with those at the lower ranges experiencing higher rates of severe housing problems.

NA-25 Disproportionately Greater Need: Housing Cost Burdens – 91.305 (b)(2)

Assess the need of any racial or ethnic group that has disproportionately greater need in comparison to the needs of that category of need as a whole.

Introduction

Housing Cost Burden

Housing Cost Burden	<=30%	30-50%	>50%	No / negative income (not computed)
Jurisdiction as a whole	263,090	92,077	77,143	5,426
White	77,669	31,208	28,188	2,112
Black / African American	4,603	3,932	3,378	145
Asian	114,246	32,001	23,086	2,076
American Indian, Alaska Native	430	277	337	19
Pacific Islander	18,803	5,533	5,915	301
Hispanic	14,391	7,375	6,258	324

Table 21 – Greater Need: Housing Cost Burdens AMI

Data Source: 2007-2011 CHAS

Discussion

NA-30 Disproportionately Greater Need: Discussion – 91.305 (b)(2)

Are there any Income categories in which a racial or ethnic group has disproportionately greater need than the needs of that income category as a whole?

Asian households with income ranging from 80-100% AMI have a disproportionately greater need than the needs of that income category as a whole in the area of severe housing problems.

If they have needs not identified above, what are those needs?

Are any of those racial or ethnic groups located in specific areas or neighborhoods in your community?

NA-35 Public Housing – (Optional)

Introduction

Totals in Use

	Program Type								
	Certificate	Mod-Rehab	Public Housing	Vouchers					
				Total	Project-based	Tenant-based	Special Purpose Voucher		
							Veterans Affairs Supportive Housing	Family Unification Program	Disabled *
# of units vouchers in use	0	0	4,416	0	0	0	0	0	0

Table 22 - Public Housing by Program Type

*includes Non-Elderly Disabled, Mainstream One-Year, Mainstream Five-year, and Nursing Home Transition

Data Source: PIC (PIH Information Center)

Characteristics of Residents

	Program Type							
	Certificate	Mod-Rehab	Public Housing	Vouchers				
				Total	Project-based	Tenant-based	Special Purpose Voucher	
							Veterans Affairs Supportive Housing	Family Unification Program
# Homeless at admission	0	0	1,240	0	0	0	0	0
# of Elderly Program Participants (>62)	0	0	1,556	0	0	0	0	0
# of Disabled Families	0	0	904	0	0	0	0	0
# of Families requesting accessibility features	0	0	4,416	0	0	0	0	0
# of HIV/AIDS program participants	0	0	0	0	0	0	0	0
# of DV victims	0	0	0	0	0	0	0	0

Table 23 – Characteristics of Public Housing Residents by Program Type

Data Source: PIC (PIH Information Center)

Race of Residents

Program Type									
Race	Certificate	Mod-Rehab	Public Housing	Vouchers					
				Total	Project-based	Tenant-based	Special Purpose Voucher		
							Veterans Affairs Supportive Housing	Family Unification Program	Disabled *
White	0	0	667	0	0	0	0	0	0
Black/African American	0	0	69	0	0	0	0	0	0
Asian	0	0	1,937	0	0	0	0	0	0
American Indian/Alaska Native	0	0	58	0	0	0	0	0	0
Pacific Islander	0	0	1,685	0	0	0	0	0	0
Other	0	0	0	0	0	0	0	0	0
*includes Non-Elderly Disabled, Mainstream One-Year, Mainstream Five-year, and Nursing Home Transition									

Table 24 – Race of Public Housing Residents by Program Type

Data Source: PIC (PIH Information Center)

Ethnicity of Residents

Program Type									
Ethnicity	Certificate	Mod-Rehab	Public Housing	Vouchers					
				Total	Project-based	Tenant-based	Special Purpose Voucher		
							Veterans Affairs Supportive Housing	Family Unification Program	Disabled *
Hispanic	0	0	332	0	0	0	0	0	0
Not Hispanic	0	0	4,084	0	0	0	0	0	0
*includes Non-Elderly Disabled, Mainstream One-Year, Mainstream Five-year, and Nursing Home Transition									

Table 25 – Ethnicity of Public Housing Residents by Program Type

Data Source: PIC (PIH Information Center)

Section 504 Needs Assessment: Describe the needs of public housing tenants and applicants on the waiting list for accessible units:

What are the number and type of families on the waiting lists for public housing and section 8 tenant-based rental assistance? Based on the information above, and any other information available to the jurisdiction, what are the most immediate needs of residents of public housing and Housing Choice voucher holders?

How do these needs compare to the housing needs of the population at large

Discussion:

NA-40 Homeless Needs Assessment – 91.305(c)

Introduction:

The mild year-long weather, the aloha spirit, cultural/ethnic diversity, and the beautiful vistas all serve to make Hawaii a very desirable place to live. Conversely, Hawaii is affected by prohibitive local taxes, a challenging business environment, restricted amount of land for development, and is located in the middle of the Pacific Ocean with limited natural resources for sustainability. Overall, these negative factors contribute to the high cost of living in Hawaii, which has often been dubbed “the price of paradise.”

According to data on urban areas collected by the Council for Community and Economic Research (C2ER) for the third quarter of 2014, Hawaii was rated as the having the highest cost of living in the nation. The state was ranked number 51 out of 50 states and the District of Columbia. The organization's Cost of Living Index measures prices for housing, groceries, utilities, transportation, healthcare, and miscellaneous goods and services. In addition, Hawaii residential rents are well above the national median. According to the American Community Survey (ACS) for 2013, the median gross rent for Hawaii was \$1,414, while for the United States in general, it was \$905.

Indicate if the homeless population is: All Rural Homeless

Rural Homeless Needs Assessment

Population	Estimate the # of persons experiencing homelessness on a given night		Estimate the # experiencing homelessness each year	Estimate the # becoming homeless each year	Estimate the # exiting homelessness each year	Estimate the # of days persons experience homelessness
	Sheltered	Unsheltered				
Persons in Households with Adult(s) and Child(ren)	331	481	2,040	775	1,245	264
Persons in Households with Only Children	0	0	20	10	5	240
Persons in Households with Only Adults	1,141	253	2,694	1,024	1,643	326
Chronically Homeless Individuals	406	46	754	287	460	545
Chronically Homeless Families	20	6	55	24	39	264
Veterans	175	33	404	154	246	326

Population	Estimate the # of persons experiencing homelessness on a given night		Estimate the # experiencing homelessness each year	Estimate the # becoming homeless each year	Estimate the # exiting homelessness each year	Estimate the # of days persons experience homelessness
	Sheltered	Unsheltered				
Unaccompanied Youth	0	0	20	10	5	240
Persons with HIV	11	0	54	20	33	326

Table 26 - Homeless Needs Assessment

Data Source Comments:

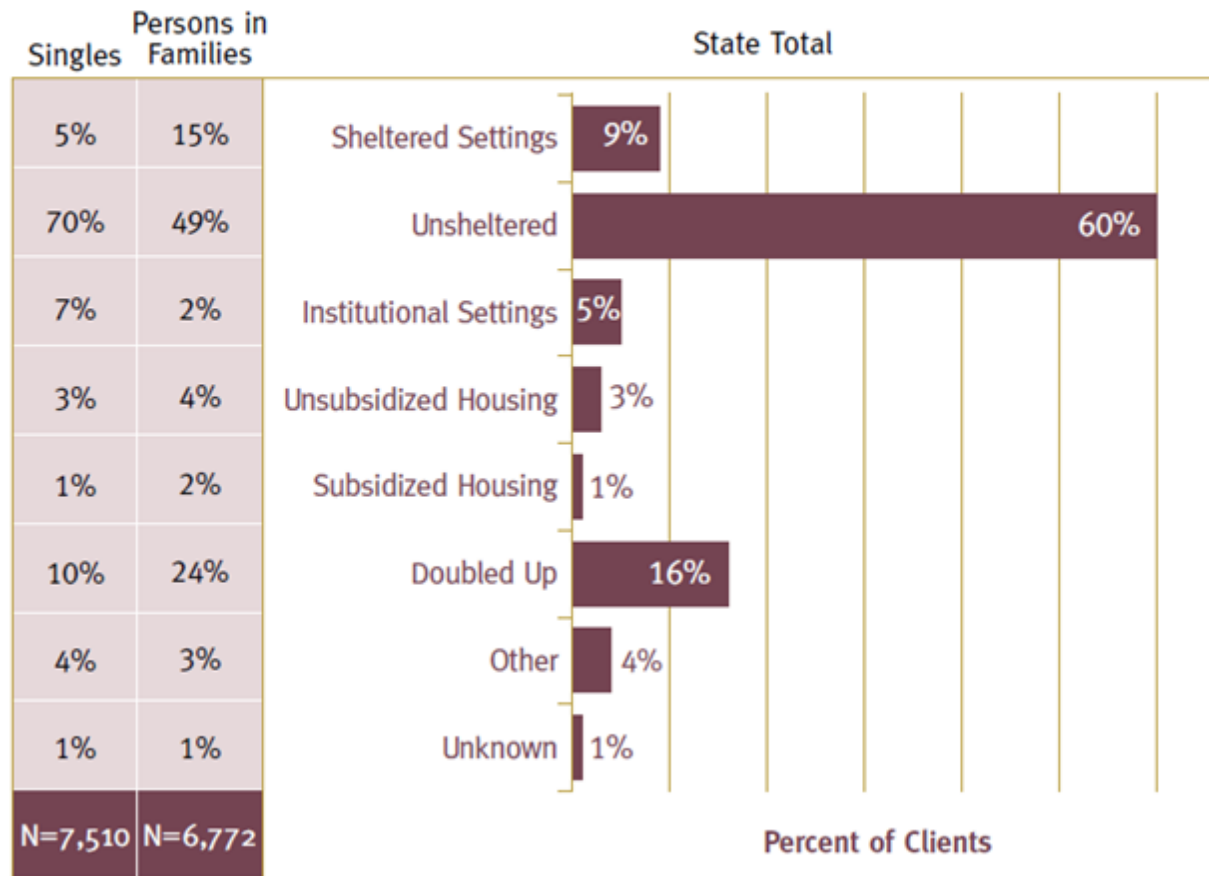
Cause of Homelessness	No. of Adults	% of Adults
Increase in rent	1,477	63%
Loss of income	516	22%
Substance Abuse Issues	342	15%
Mental Health Issues	244	10%
Evicted	233	10%

Table 27 - Table 1: Highest Reported Causes of Homelessness (N= 2,335)

Prior Living Situations Narrative

Figure 2: The majority of clients, 9,915 or 69%, were literally homeless prior to enrolling in their respective homeless programs. This included 9% (1,329) who came from shelters and 60% (8,586) who lived in places not meant for human habitation. The remaining 31% of clients were at imminent risk of homelessness or were considered homeless under other federal statutes. The most common prior living situation of this group was “doubled up” with family or friends, which represented 16% (2,349) of all clients, followed by other less common points of entry: institutional settings such as hospitals and prisons (5% or 679 clients), unsubsidized housing (3% or 474), subsidized housing (1% or 169), other living situations (4% or 505), and unknown (1% or 191). (This chart does not breakout counts by county.)

Figure 2. Living Situations Prior to Participation in Homeless Program, FY 2014

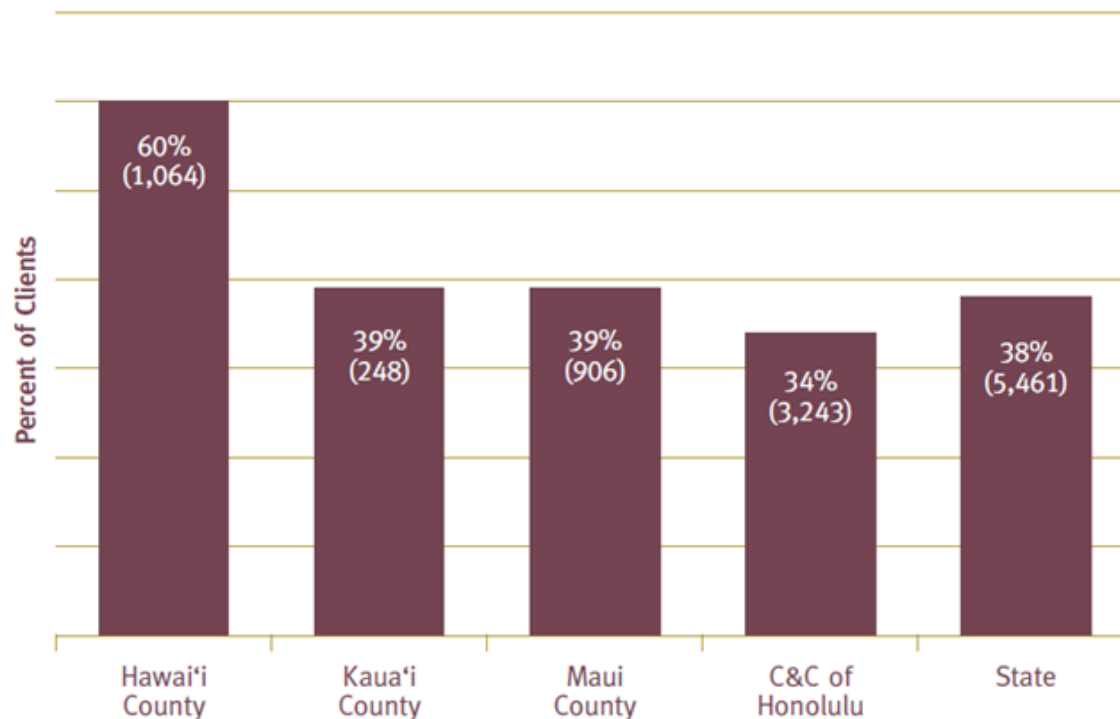


Prior Living Situations Table

New Homeless Narrative

Figure 5: Statewide and for most of the counties, new clients comprised a little under 40% of the total homeless client population in the 2014 fiscal year. In Hawai'i County, new clients represented the majority (60%) of the homeless clients served, a similar proportion as last year (FY 2013). However, this county also saw a 53% increase in the total number of new homeless clients since last year. In contrast, the new client population dropped by 5% statewide and 11–33% for each of the other counties as compared to the 2013 fiscal year.

Figure 5. New Homeless Service Clients, FY 2014



Note: New clients are defined as individuals 1) who completed the intake process with the Outreach, Shelter, or Rapid Rehousing Programs in FY 2014 and 2) for whom no previous intake records could be found in the HMIS since July of 2006.

New Homeless Table

Average Length of Stay Narrative

Table 4: The average lengths of stay for single persons in emergency shelters and both single persons and families in transitional shelters have shown modest decreases for the last three fiscal years (FY 2012–2014). Conversely, families in emergency shelters have stayed 20 days longer on average over the same time period. The average lengths of stay for both families and singles in all shelter types were about 1.6–4.3 times longer in the City and County of Honolulu compared to other counties.

Table 4. Average Length of Stay, FY 2012–2014				
	Emergency, Singles	Emergency, Persons in Families	Transitional, Singles	Transitional, Persons in Families
FY 2012	113	113	238	347
FY 2013	117	116	221	345
FY 2014	100	133	216	331
C&C of Honolulu	136	193	239	365
Other Counties	52	45	152	219

Note: Data for FY 2012–2013 have been revised.

continued on page 30

Average Length of Stay Table

Rates of Exit Narrative

Statewide, 6,414 or 45% of clients exited the homeless service system during the 2014 fiscal year. Of the clients who exited, 41% left for permanent housing. These data must be seen as provisional numbers because exit reporting from the Outreach Program tends to have a long time lag due to the highly transient nature of the unsheltered population.

In FY 2014, the rates of exit from shelter programs to permanent housing dropped slightly from the previous year (Table 5). The highest rates of exit to permanent housing were seen in the Rapid Re-housing Program, followed by the Transitional Shelter Program. Lower rates were seen in the Emergency Shelter Program and the Outreach Program. Other exit destinations are presented in Table 6.

Table 5. Rates of Exit to Permanent Housing by Program and Household Types, FY 2012–2014

	Emergency, Singles	Emergency, Persons in Families	Transitional, Singles	Transitional, Persons in Families
FY 2012	17%	26%	48%	70%
FY 2013	19%	34%	49%	72%
FY 2014	18%	31%	47%	68%

Note: Data for FY 2012–2013 have been revised.

Rates of Exit Table 5

Table 6. Exit Destination by Program and Household Types, FY 2014

Exit Destination	Emergency, Singles	Emergency, Persons in Families	Transitional, Singles	Transitional, Persons in Families	Outreach, Singles	Outreach, Persons in Families	Rapid Rehousing, Singles	Rapid Rehousing, Persons in Families
Permanent Housing	18%	31%	47%	68%	16%	28%	67%	82%
Homeless	43%	42%	9%	3%	24%	34%	17%	11%
Other	13%	8%	17%	13%	8%	8%	9%	3%
Unknown	26%	19%	27%	16%	52%	30%	6%	4%
Total Number of Clients Who Exited	1,882	1,673	824	1,624	2,035	1,028	127	219
Percent of Clients Who Exited	79%	71%	57%	46%	37%	46%	44%	41%
Total Number of Clients Served	2,384	2,342	1,437	3,551	5,519	2,237	288	538

Note: Data represent an unduplicated count of clients within each program and household type category. Clients who participated in multiple types of programs and/or enrolled as a single person and as an accompanied person at different times were counted in multiple categories accordingly.

Exit Destination Table 6

Rural County Homeless Narrative

Exhibit 1 summarizes the rural county homeless composition. The total number of homeless for 2014 was estimated to be 2,206, which rose 24% from the prior year. Sheltered homeless represented 33% of the total, while unsheltered comprised 67%. In the table below, 34% of the sheltered were individuals, while the remaining 66% were persons in families. 78% of the unsheltered were individuals while 22% were persons in families, showing a larger proportion of homeless family individuals for the rural counties. The exhibit also shows a dramatic increase in the number of unsheltered individuals and persons in families. Whether the increase is attributable to better execution or higher actual numbers of homeless is unclear and cannot be determined without further analysis of HMIS data, which is beyond the scope of this report.

Exhibit 1 – 2013 & 2014 Rural Counties Homeless Composition				
	2013 Homeless	2013 % of Total	2014 Homeless	2014 % of Total
Total People				
Sheltered	654	36.8%	734	33.27%
Unsheltered	1,125	63.2%	1,472	66.73%
Total	1,779	100.0%	2,206	100.00%
Individuals				
Sheltered	241	20.8%	253	18.15%
Unsheltered	918	79.2%	1,141	81.85%
Total	1,159	100.0%	1,394	100.00%
People in Families				
Sheltered	413	66.6%	481	59.24%
Unsheltered	207	33.4%	331	40.76%
Total	620	100.0%	812	100.00%
Total Family Households				
Sheltered	118	70.2%	137	64.62%
Unsheltered	50	29.8%	75	35.38%
Total	168	100.0%	212	100.00%

Rural County Homeless Exhibit

Housing Status/Household Type Narrative

Exhibits 2-4 illustrate the change in homelessness over the last six years using the same methodology for each of the four counties on which the count was executed. The tables detail the total number of homeless by sheltered status and household type in each of the rural counties. The last column calculates the percentage change in each row over the last two years.

All three of the rural counties saw increases in the number of sheltered homeless relative to 2013. Unsheltered homeless also increased across each of the three islands presented in the exhibits above. Again, it is difficult to ascertain whether the increase was due to improved execution or new homeless, however, anecdotal evidence from personnel points to better canvassing efforts and improved training and execution within particular regions.

Exhibit 2— Maui Homeless by Housing Status and Household Type, 2009 - 2014							
	2009	2010	2011	2012	2013	2014	% Change '13 to '14
Sheltered Status							
Sheltered	422	392	394	420	421	445	5.70%
Unsheltered	581	399	658	454	455	514	12.97%
Household Type							
Individuals	580	473	640	524	555	607	9.37%
People in families	423	318	412	350	321	352	9.66%
Total	1,003	791	1,052	874	876	959	9.47%

Exhibit 3 – Kauai Homeless by Housing Status and Household Type, 2009 - 2014							
	2009	2010	2011	2012	2013	2014	% Change '13 to '14
Sheltered Status							
Sheltered	80	60	97	101	73	78	6.85%
Unsheltered	125	213	239	301	273	300	9.89%
Household Type							
Individuals	121	166	191	229	220	260	18.18%
People in families	84	107	145	173	126	118	-6.35%
Total	205	273	336	402	346	378	9.25%

Exhibit 4—Hawaii Homeless by Housing Status and Household Type, 2009 - 2014							
	2009	2010	2011	2012	2013	2014	% Change '13 to '14
Sheltered Status							
Sheltered	321	286	229	170	160	211	31.88%
Unsheltered	615	313	337	447	397	658	65.74%
Household Type							
Individuals	428	296	345	368	384	527	37.24%
People in families	508	303	221	249	173	342	97.69%
Total	936	599	566	617	557	869	56.01%

Housing Status/Household Type Exhibits

Sheltered Household Characteristics Narrative

Exhibit 5 summarizes the sheltered homeless over the last six years for Oahu and each of the rural counties. The statewide sheltered figure increased slightly when compared to 2013, with the increase largely attributable to the rural counties. Hawaii County had the largest percentage increase over the last year. The total number of households with children decreased by 23 families; however the number of persons in those families increased slightly. It is also important to point out improved shelter utilization among the rural counties when compared to the prior year.

Exhibit 5— Sheltered Household Characteristics by County						
	2009	2010	2011	2012	2013	2014
Oahu						
Households with Children	447	527	514	534	568	526
Persons in Families	1,673	2,041	2,058	2,170	2,190	2,168
Individuals	772	756	854	865	901	911
TOTAL	2,445	2,797	2,912	3,035	3,091	3,079
Maui						
Households with Children	98	80	77	88	77	87
Persons in Families	306	283	267	289	271	301
Individuals	116	109	127	131	150	144
TOTAL	422	392	394	420	421	445
Kauai						
Households with Children	20	13	22	24	14	15
Persons in Families	67	44	78	84	48	58
Individuals	13	16	19	17	25	20
TOTAL	80	60	97	101	73	78
Hawaii						
Households with Children	56	55	37	35	27	35
Persons in Families	213	223	152	108	94	122
Individuals	108	63	77	62	66	89
TOTAL	321	286	229	170	160	211
Statewide						
Households with Children	621	675	650	681	686	663
Persons in Families	2,259	2,591	2,555	2,651	2,603	2,649
Individuals	1,009	944	1,077	1,075	1,142	1,164
TOTAL	3,268	3,535	3,632	3,726	3,745	3,813

Sheltered Household Characteristics Exhibit

Unsheltered Homeless Narrative

The total number of unsheltered homeless was based on persons encountered during the seven-day count stating that they were unsheltered on the night of January 22, 2014. People included in the count were surveyed and usually provided unique identifying information that could be used to unduplicate survey records and perform other detailed analysis with unsheltered HMIS data. Persons congregating in places known to have homeless persons but who indicated that they were sheltered on the night of the count were not included in the count.

Unsheltered persons known to outreach workers but who were not present at the sites during the count were not included in the total unsheltered number. Outreach workers were also aware of persons residing in specific locations in mountains, caves, and bushes but determined, based on experience, that it was unsafe to reach persons in these areas. Since these persons could not be surveyed, they were not included in the count.

The PIT estimates for each of the rural counties are shown in Exhibits 6 a-c. The estimated total of unsheltered homeless in the counties of Maui, Kauai and Hawaii was 1,472. Throughout these counties there were increases in the total number of unsheltered homeless, with a dramatic 65% increase on the island of Hawaii.

Exhibit 6a - Maui Unsheltered Homeless Changes					
	2011	2012	2013	2014	% Change '13-'14
Households with Children	43	18	15	13	-13.3%
Adults in Families	88	30	25	23	-8.0%
Children in Families	57	31	25	28	12.0%
People in Families	145	61	50	51	2.0%
Individuals	513	393	405	463	14.3%
TOTAL	658	454	455	514	13.0%
Exhibit 6 b - Kauai Unsheltered Homeless Changes					
	2011	2012	2013	2014	% Change '13-'14
Households with Children	19	24	19	17	-10.5%
Adults in Families	29	40	30	27	-10.0%
Children in Families	38	49	48	33	-31.3%
People in Families	67	89	78	60	-23.1%
Individuals	172	212	195	240	23.1%
TOTAL	239	301	273	300	9.9%
Exhibit 6c - Hawaii Unsheltered Homeless Changes					
	2011	2012	2013	2014	% Change '13-'14
Households with Children	19	28	16	45	181.3%
Adults in Families	29	52	30	83	176.7%
Children in Families	40	89	49	137	179.6%
People in Families	69	141	79	220	178.5%
Individuals	268	306	318	438	37.7%
TOTAL	337	447	397	658	65.7%

Unsheltered Homeless Exhibit

Exhibit 7a: Total Veteran Families as of CY end over a five year period by county				
	Hawaii	Kauai	Maui	Grand Total
2010	15	0	13	28
2011	18	3	11	32
2012	7	1	10	18
2013	6	1	3	10
2014	12	3	3	18
Grand Total	58	8	40	106

Homeless Veteran Exhibit 7a

Exhibit 7b: Total veteran families as of CY end by year, program type, and county				
	Hawaii	Kauai	Maui	Grand Total
2010	15	0	13	28
ES	0	0	1	1
Outreach	14	0	12	26
TH	1	0	0	1
2011	18	3	11	32
ES	0	0	0	0
Outreach	18	2	10	30
TH	0	1	1	2
2012	7	1	10	18
ES	1	0	1	2
Outreach	6	1	8	15
TH	0	0	1	1
2013	6	1	3	10
ES	0	1	0	1
Outreach	5	0	2	7
TH	1	0	1	2
2014	12	3	3	18
ES	1	0	1	2
Outreach	10	3	1	14
TH	1	0	1	2
Grand Total	58	8	40	106

Homeless Veteran Exhibit 7b

Exhibit 7c: The total number of persons in veteran families as of CY end, program type, and county				
	Hawaii	Kauai	Maui	Grand Total
2010	42	0	32	74
ES	0	0	4	4
Outreach	36	0	28	64
TH	6	0	0	6
2011	56	11	26	93
ES	0	0	0	0
Outreach	56	9	24	89
TH	0	2	2	4
2012	23	2	23	48
ES	4	0	2	6
Outreach	19	2	15	36
TH	0	0	6	6
2013	19	2	7	28
ES	0	2	0	2
Outreach	16	0	4	20
TH	3	0	3	6
2014	28	7	9	44
ES	2	0	3	5
Outreach	23	7	3	33
TH	3	0	3	6
Grand Total	168	22	97	287

Homeless Veteran Exhibit 7c

Exhibit 8 – Demographic Characteristics of Sheltered Adult Individuals, Rural Counties, 2014

	ES		TH	
	118		119	
Ethnicity				
Non-Hispanic/Non-Latino	103	87.3%	104	87.4%
Hispanic/Latino	15	12.7%	15	12.6%
Unknown/Refused	0	0.0%	0	0.0%
Total	118	100.0%	119	100.0%
Racial Groupings per 2010 HUD Data Standards				
American Indian/Alaska Native	4	3.4%	6	5.0%
Asian	6	5.1%	10	8.4%
African American	4	3.4%	9	7.6%
Hawaiian/Pacific Islander	34	28.8%	27	22.7%
White	70	59.3%	67	56.3%
Refused	0	0.0%	0	0.0%
Total	118	100.0%	119	100.0%

Demographic Characteristics of Sheltered Adult Individual Exhibit 8

Exhibits 9 – Demographic Characteristics of Unsheltered Homeless, Rural 2014

	Individuals (n=1,141)		Adults in Families (n=133)	
Primary Race Identified				
American Indian	24	2.1%	5	3.8%
Asian	28	2.5%	2	1.5%
African American	32	2.8%	2	1.5%
Multiple Races	198	17.4%	27	20.3%
Native Hawaiian	198	17.4%	64	48.1%
Other Pacific Islander	30	2.6%	9	6.8%
White	618	54.2%	21	15.8%
Unknown	13	1.1%	3	2.3%
Total	1141	100.0%	133	100.0%
Ethnicity				
Yes	113	9.9%	17	12.8%
No	962	84.3%	105	78.9%
Unknown	63	5.5%	11	8.3%
Refused	3	0.3%	0	0.0%
Total	1141	100.0%	133	100.0%

Demographic Characteristics of Unsheltered Homeless Exhibit 9

For persons in rural areas who are homeless or at risk of homelessness, describe the nature and extent of unsheltered and sheltered homelessness with the jurisdiction:

Although homelessness is a diverse and complex issue, it is not surprising that many who fall into this situation have overwhelmingly done so due to financial constraints. Rural counties sheltered programs data collected from the Homeless Management Information System and presented in the table below for the period of Jan 1, 2010 through December 31, 2012, outline the five highest reported causes of homelessness at intake for unduplicated adults (N=2,335). It should be noted that the dataset is unduplicated; however, clients can choose more than one cause of homelessness. Data appears to show a strong connection between an increase in rent and homelessness. It would be interesting to determine if subsidization of the increase in rent among households based on corresponding area median income percentage would curtail the prevalence of homelessness (Table 1).

For more information, see Prior Living Situations, New Homeless, Average Length of Stay, Rates of Exit and Exit Destination narratives and tables.

If data is not available for the categories "number of persons becoming and exiting homelessness each year," and "number of days that persons experience homelessness," describe these categories for each homeless population type (including chronically homeless individuals and families, families with children, veterans and their families, and unaccompanied youth):

On January 22, 2014, the Continuum of Care for Oahu and the rural counties conducted the Point-In-Time Count (PIT) of homeless persons on Oahu, Maui, Kauai, and Hawaii. The sheltered count on January 22, 2014, preceded a seven-day unsheltered count of homeless persons that took place from January 23, 2014, to January 29, 2014. The seven day count was condensed to estimate the total number of unsheltered homeless based on survey responses for the night of January 22, 2014. This data was combined and unduplicated with sheltered data amassed via the HMIS and manual survey data to produce an estimate of the total number of homeless throughout Hawaii as of January 22, 2014. ***For more information, see Rural County Homeless, Housing Status/Household Type, Shelter Household Characteristics, and Unsheltered Homeless narratives and exhibits.***

Nature and Extent of Homelessness: (Optional)

Race:	Sheltered:	Unsheltered (optional)
White	137	401
Black or African American	13	67
Asian	16	113
American Indian or Alaska Native	10	18
Pacific Islander	61	520
Ethnicity:	Sheltered:	Unsheltered (optional)
Hispanic	30	0
Not Hispanic	207	0

Data Source

Comments:

Data Sources: Point In Time (PIT) Count (2014); Homelessness Data Exchange (HDX)

Estimate the number and type of families in need of housing assistance for families with children and the families of veterans.

Exhibits 7a – 7c (Homeless Veteran) present the total number of veteran families and persons by rural county that were active in either the Homeless Outreach, Emergency, or Transitional programs as of the last day of the calendar year. The exhibits illustrate a decrease in the total amount of homeless veteran families from 2010 to 2014. However, between 2013 and 2014 there was an increase in the total number, largely attributable to the upturn in Hawaii County. Overall, there were very few veteran families in emergency and transitional shelters, and a relatively small amount who were unsheltered and rendered services by the State's Homeless Outreach programs.

While the State recognizes the need for more services targeting veterans and their families, there are programs which currently provide essential assistance in the rural counties in addition to those provided by the State:

The Supportive Services for Veteran Families (SSVF) Program is available in Maui, Hawaii and Kauai counties. The goal is to assist families to identify appropriate housing, move into the unit, and maintain housing stability (i.e. pay rent on time, be a good neighbor, understand their rights and responsibilities as a renter, budget and maintain or increase income), or settle past due rent debt and maintain housing stability.

This is a cost reimbursement program administered by the Department of Veterans Affairs (VA) which targets veteran families, defined as a single veteran or a family in which a veteran is the spouse or the head of household, who are homeless or at risk of homelessness.

Eligibility criteria: Veteran must show a need for housing services (i.e. homeless or at risk for homelessness). Household income does not exceed 50% of area median income; and Veteran must have an honorable or other than dishonorable discharge from military service.

SSVF can provide case management, temporary financial assistance, employment support, and information and referral to the VA or other community services that will help to ensure housing stability.

According to HMIS data, rural counties served the following (based on CY14 counts – unduplicated):

SSVF Rural Homelessness Prevention: 1 Family, 4 Individuals in families

SSVF Rural Rapid Re-housing: 7 Families, 22 Individuals in families

Additionally, the rural counties utilized 92 Veteran Affairs Supportive Housing (VASH) vouchers in CY14.

Describe the Nature and Extent of Homelessness by Racial and Ethnic Group.

The following charts display ethnicity and racial statistics for adult individuals enumerated during 2014. Exhibit 8 (Demographic Characteristics of Sheltered Adult Individuals) presents demographic data for HMIS participating adult individuals in emergency and transitional programs on the rural counties. Non-HMIS survey data are excluded from the table below as the manual survey does not break out the data into the format below. Total adult individuals in the HMIS accounted for 237 of the total sheltered homeless in the rural counties. The vast ethnic majority in all types is non-Hispanic/Latino, and in emergency and transitional types, the majority self-identify as Caucasian/White, with the next highest race being Hawaiian/Pacific Islander.

Exhibit 9 (Demographic Characteristics of Unsheltered Homeless) displays rural counties' ethnic and racial characteristics of the adult unsheltered population from the 2014 count. The table is divided to reflect the difference between adult individuals and adults in families. Native Hawaiian data has been specifically broken out to give an idea of how many individuals primarily identify as Hawaiian among the unsheltered homeless.

Describe the Nature and Extent of Unsheltered and Sheltered Homelessness.

See Prior Living Situations, New Homeless, Average Length of Stay, Rates of Exit and Exit Destination narratives and tables.

Discussion:

NA-45 Non-Homeless Special Needs Assessment – 91.305 (b,d)

Introduction

The rural county non-homeless residents with special needs (HIV/AIDS) are served through Housing Opportunities for Persons with HIV/AIDS (HOPWA) program administered by the State of Hawaii Department of Human Services. Maui AIDS Foundation (MAF) serves as the lead agency and project sponsor on behalf of the Neighbor Island HIV/AIDS Coalition (NIHAC).

NIHAC is a cooperative effort of the three community-based AIDS Service Organizations (ASOs) serving the islands of Kauai, Molokai, Lanai, Maui and Hawaii. Established in 1998, the cooperating agencies of NIHAC are MAF, Malama Pono Health Services (MP), and the Hawaii Island HIV/AIDS Foundation (HIHAF). Out of this coalition arose the Neighbor Island Housing Program (NIHP) which provides tenant based rental assistance (TBRA); short-term rent, mortgage, utilities (STRMU); housing placement assistance services, as well as supportive services/case management at the respective island ASOs. It serves three counties in the State of Hawaii which is comprised of the five separate islands.

HOPWA

Current HOPWA formula use:	
Cumulative cases of AIDS reported	909
Area incidence of AIDS	909
Rate per population	4
Number of new cases prior year (3 years of data)	67
Rate per population (3 years of data)	5
Current HIV surveillance data:	
Number of Persons living with HIV (PLWH)	307
Area Prevalence (PLWH per population)	307
Number of new HIV cases reported last year	19

Table 28 – HOPWA Data

Data Source Comments: Hawaii State Department of Health, HIV/AIDS Surveillance Report (Cases Through 2013)

HIV Housing Need (HOPWA Grantees Only)

Type of HOPWA Assistance	Estimates of Unmet Need
Tenant based rental assistance	790
Short-term Rent, Mortgage, and Utility	16
Facility Based Housing (Permanent, short-term or transitional)	103

Table 29 – HIV Housing Need

Data Source: HOPWA CAPER and HOPWA Beneficiary Verification Worksheet

HIV Infection reported through December 31, 2013	Total HIV (not AIDS)	Total AIDS
Hawaii County	150	416
Maui County (includes the islands of Maui, Lanai, Molokai and Kahoolawe)	96	346
Kauai County (includes the islands of Kauai and Niihau)	61	147

The gender affected by HIV infection reported through 2013 was predominantly male, as shown in the table below:

		Hawaii County	Maui County	Kauai County
GENDE				
R	Male	494 (87%)	403 (91%)	174 (84%)
	Female	72 (13%)	39 (9%)	34 (16%)

HIV Infection reported in 2013	Total HIV (not AIDS)	Total AIDS
Hawaii County	16	10
Maui County (includes the islands of Maui, Lanai, Molokai and Kahoolawe)	18	9
Kauai County (includes the islands of Kauai and Niihau)	1	0

HIV/AIDS Rural County Statistic

Describe the characteristics of special needs populations in your community:

HIV/AIDS:

Maui AIDS Foundation reports that across the rural counties under its sponsorship, most clients have very low incomes through Supplemental Social Security Income (SSI) or Social Security Disability Insurance (SSDI) which restrict their housing choices. Clients very often have substance abuse and mental health issues in addition to being diagnosed with HIV/AIDS, which severely impedes their ability to attain and maintain stable housing. Additionally, advancements in pharmaceuticals and medical technology have resulted in prolonged life and improved quality for persons with HIV/AIDS, so the demand for support services and housing assistance continue to increase.

Victims of Domestic Violence:

While domestic violence service agencies are not required to enter data into the HMIS, providers in the rural counties reported serving nearly 800 individuals and families during fiscal year 2013.

What are the housing and supportive service needs of these populations and how are these needs determined?

HOPWA eligible housing clients have limited incomes, either because they are solely on disability or have employment constraints due to health. The housing subsidies provided by HOPWA facilitate stable housing while allowing the participants to become more financially able to meet their daily living and

healthcare needs. However, Maui, Kauai and Hawaii counties all need more decent, affordable housing, either public housing or private rentals, which are within the fair market rent (FMR) rates established by HUD. Hawaii is one of the most expensive states in which to live, especially considering the expense of housing, either to purchase or to rent. These costs are out of reach for most middle income wage earners, more so for low income persons living with HIV/AIDS. In Program Year 2014, a total of 42 program participants in Maui, Kauai and Hawaii received housing assistance through tenant based rental assistance (TBRA); short term rent/mortgage/utilities (STRMU) assistance and security deposits. Currently, 20 eligible individuals/households have unmet housing needs and are not currently served by HOPWA due to difficulties finding qualifying housing and limited availability of funds. All 20 of these clients are interested in participating in the TBRA program to assist them with rents.

Support services needs are many, including assistance with transportation, finance, food, obtaining and retaining adequate housing, and medical services. In Program Year 2014, a total of 513 (458 adults/55children) received such supportive services.

Housing and support services needs are determined by assessment, intake, on-going case management and referrals.

On the medical front, the State Department of Health HIV/AIDS annual report states that the National HIV/AIDS Strategy is being implemented in Hawaii through the "Continuum of HIV Care." This approach involves early diagnosis of all persons living with HIV, linkage with HIV medical care within 3 months, retention in care, treatment and viral suppression, resulting in better clinical outcomes for patients and reduced HIV transmission to others. Hawaii's HIV surveillance data provides increasing capacity to monitor how Hawaii is doing in the HIV care continuum.

Domestic violence agencies related that it is a continuous struggle to identify affordable permanent housing for participants with little or no income besides welfare benefits. Combined with the high cost of housing, lack of employment providing living wages, and poor emotional/ physical health, participants find themselves unable to obtain and sustain safe and stable living environments. Some clients have actually returned to their abusers rather than become homeless. There has also been an increase in the number of victims seeking shelter from abuse, and staff has been stretched thin to get service plans and assessments done in a timely manner. All agencies which received ESG funding overwhelmingly report the lack of subsidized and/or affordable housing in Hawaii to be the major factor hindering further placements in permanent housing.

Support services, including childcare, education, physical and mental health, employment, and legal aid are very much in demand throughout all DV-focused agencies. The programs offer access to a hotline which conducts an initial phone screening to determine eligibility for services. Eligible individuals go through an intake process which identifies the referral agency or initial contact (DV hotline or phone); reason for seeking shelter including the description of abuse/injuries; history of perpetrator and violence; substance abuse history of perpetrator and victim; medical information; child abuse history and batterer information.

Discuss the size and characteristics of the population with HIV/AIDS and their families within the Eligible Metropolitan Statistical Area:

According to the DOH HIV/AIDS surveillance report (cases through 2013), there were 4,454 cumulative HIV infection cases diagnosed and reported in the state of Hawaii, including 1,062 HIV (not AIDS) and 3,392 AIDS cases. (Known deaths: 2,007.) Of these cumulative diagnosed cases, the distribution for gender, risk factors, race/ethnicity, and age at diagnosis and county of diagnosis were as follows:

Cumulative HIV Infection Cases as of December 31, 2013 (4,454 cases)

Gender: 89% were men and 11% women.

Risk Factor: 71% were exposed through male-to-male sexual contact (MSM), 8% through injection drug use (IDU), 7% through both MSM/IDU, 7% through heterosexual contact, 6% of cases were of undetermined risk, 1% through transfusion, <1% through perinatal, and <1% through hemophilia.

Race/Ethnicity: 57% were Caucasians, 15% Asians, 11% Hawaiians, 7% Hispanics, 5% African-Americans, 4% multiple races, and 2% other races.

Age at Diagnosis: 66% were ages 25-44, 28% ages 45 and over, 5.5% ages 13-24, and 0.5% pediatric.

County: 73% were diagnosed in Honolulu County, 13% in Hawai'i County, 10% in Maui County, and 5% in Kaua'i County.

Discussion:

NA-50 Non-Housing Community Development Needs - 91.315 (f)

Describe the jurisdiction's need for Public Facilities:

Not applicable. The State's HHFDC does not receive CDBG funds.

How were these needs determined?

n/a.

Describe the jurisdiction's need for Public Improvements:

n/a.

How were these needs determined?

n/a.

Describe the jurisdiction's need for Public Services:

How were these needs determined?

Housing Market Analysis

MA-05 Overview

Housing Market Analysis Overview:

HOUSING MARKET AREA: The Hawaii Housing Market Area (HMA) is defined as the State of Hawaii which is comprised of the City & County of Honolulu and Counties of Hawaii, Maui, and Kauai.

The following housing market analysis is based primarily on information from the following sources: DBEDT, "Measuring Housing Demand in Hawaii, 2015-2025", April 2015; Ricky Cassiday, "Affordable Rental Housing Study Updates, 2014" for Honolulu, Hawaii, Kauai, and Maui, December 2014; and U.S. Census, 2009-2013 American Community Survey 5-Year Estimates.

HOUSING DEMAND:

Housing demand is impacted by population growth, the military presence, domestic migration and immigration, and foreign investment in Hawaii real estate. As of July 2013, the resident population of the HMA is approximately 1,404,054. Between 1990 and 2013, population grew at an average annual rate of 1.0%. The City & County of Honolulu experienced slower population growth at 0.7% a year, Hawaii and Maui counties grew at 2.0%, while Kauai County grew at 1.3% per year.

The resident population of Hawaii, which includes active-duty military personnel and their dependents, is projected to increase to 1,708,900 in 2040, an average growth rate of 0.8% per year over the projection period. The Neighbor Island counties are projected to have higher population growth than Honolulu. The resident population of Honolulu is projected to increase at an annual rate of 0.4% from 2010 to 2040, while Hawaii is projected to grow at 1.6% annually, Maui County at 1.4%, and Kauai County at 1.1%. As a result, the Neighbor Island population as the share of the state total will increase from 29.9% in 2010 to 36.4% in 2040, while the corresponding share of the City and County of Honolulu is projected to decrease from 70.1% to 63.6%.

Migration is one of the most important contributors to the state's population growth. Foreign immigration to Hawaii has been steady, increasing from 5,400 people per year on average in the 1990s to about 6,600 people per year over the past decade. However, domestic migration had a stronger increase, from about 32,000 people per year in the 1990s to above 43,000 people per year on average since 2002.

Another important driver of housing demand is the increase in the number of residential rental units being used as vacation rentals. There is evidence that local residential housing units are increasingly catering to visitors, either full or part time. According to the Hawaii Tourism Authority, "...the popularity and demand for alternative accommodations have grown rapidly over the years. If all of the identified units were available for visitor use at the same time, these units would account for up to 25% of Hawaii's total lodging inventory...."

Foreign buyers are yet another source of increased demand for housing in the local real estate market. The National Association of Realtors estimates that foreign buyers of properties in Hawaii accounted for

3.6% of all homes sold in 2012. Furthermore, in 2013, Hawaii properties were the second most popular for the Japanese buyers and the fourth most popular for the Canadian buyers. This increased demand from foreign buyers exerts additional price pressures on the housing sector, since often foreign buyers are not income-constrained and, in many cases, buy properties with cash.

DBEDT forecasts a long-range demand for a total of about 64,700 new housing units in Hawaii by the year 2025. This is based largely on the assumed increase in the number of households and is dependent on changes in social and economic factors, expected migration and immigration, and expected changes in the size and age distribution of the adult population. Forecasted demand by county is as follows:

Honolulu, 25,800 units; Hawaii, 19,600 units; Maui, 14,000 units; and Kauai, 5,300 units.

MA-10 Number of Housing Units – 91.310(a)

Introduction

In 2009-2013, Hawaii had a total of 522,200 housing units, 14% of which were vacant. Of the total housing units, 62% were single-unit structures, 38% were in multi-unit structures, and less than 0.5% was mobile homes. An estimated 29% of the housing units were built since 1990.

In the 1980s, the available housing inventory expanded by an average of just under 6,000 units per year. In the 1990s, the housing inventory increased by nearly 7,000 units per year and remained at about this level in the years prior to the recession (expanding by about 6,500 units per year between 2000 and 2008). As the economy recovered from the recession between 2009 and 2013, the housing supply expanded at a slower pace at only about 2,400 units per year.

In 1990, Honolulu accounted for 72.3% of the housing units, followed by Hawaii, Maui then Kauai at 12.4%, 10.8%, and 4.5% respectively. By 2013, Honolulu County accounted for 64.7% of total state housing units, Hawaii County had 16.0%; Maui County had 13.5% while Kauai County had 5.7% of the total.

The 2009-2013 ACS 5-Year Estimates reports that of the 449,800 occupied housing units, 259,300 (58%) were owner occupied and 190,500 (42%) were renter occupied. Historically, the homeownership rate in Hawaii has increased from approximately 50% in 1986 to above 60% between 2004 and 2007. As a result of the recession, the homeownership rate in Hawaii fell to about 55% in 2011. However, as the economy has recovered, the rate has been increasing.

After the recession, there was a temporary shift from owning to renting that was caused by a variety of factors including stricter mortgage lending requirements, job losses, and rapid increases in home prices which priced many potential home buyers out of the market. This in turn resulted in sustained rental price increases. While homeownership rates have recently increased, they are still below the pre-recession level.

The increase in Hawaii's housing stock needs to be compared with the population increase over time. The figure below highlights the expansion of housing supply in the late 1980s and early 2000s, compared with annual population growth. There is an increasing gap between annual population growth and housing supply growth. The result of this increasing gap has been continued housing price increases, leading to an unbalanced housing market.

Building permit activity provides a way to project where the housing market is going in the short-term. A high level of activity indicates more supply, which means that more demand will be met, and the potential for prices adjusting downwards. A low level of permits indicates less supply of housing and potentially higher prices.

The permit data for residential construction is not encouraging. There has not been a sustained increase in private residential construction, which is required to increase the housing supply. The 1980-2014 trend for building permits is downward.

All residential properties by number of units

Property Type	Number	%
1-unit detached structure	278,596	54%
1-unit, attached structure	36,021	7%
2-4 units	39,122	8%
5-19 units	59,892	12%
20 or more units	101,776	20%
Mobile Home, boat, RV, van, etc	987	0%
Total	516,394	100%

Table 30 – Residential Properties by Unit Number

Data Source: 2007-2011 ACS

Unit Size by Tenure

	Owners		Renters	
	Number	%	Number	%
No bedroom	3,117	1%	15,011	8%
1 bedroom	15,626	6%	40,073	22%
2 bedrooms	49,659	19%	63,212	34%
3 or more bedrooms	193,085	74%	65,730	36%
Total	261,487	100%	184,026	100%

Table 31 – Unit Size by Tenure

Data Source: 2007-2011 ACS

Describe the number and targeting (income level/type of family served) of units assisted with federal, state, and local programs.

An “Affordable Housing Inventory” may be found at the following link:

http://dbedt.hawaii.gov/hhfdc/files/2014/07/AFFORDABLE-HOUSING-INVENTORY-REGISTRY_June-30-2014.pdf

This inventory of the affordable rental housing projects in the State of Hawaii includes information on the type of family served, targeted income levels, and project location.

Provide an assessment of units expected to be lost from the affordable housing inventory for any reason, such as expiration of Section 8 contracts.

Not applicable for State Consolidated Plans.

Does the availability of housing units meet the needs of the population?

No. Hawaii's current housing market is unbalanced. Because of the constrained supply and increased demand, housing sales prices and rents have continued to increase resulting in decreased affordability for Hawaii residents.

Describe the need for specific types of housing:

As noted in the Needs Assessment, statewide, approximately 64,100 housing units are projected to be needed from 2014-2020. This includes an estimated backlog or unmet need of approximately 25,900 housing units, of which approximately 18,700 units are needed by households with incomes of 140% AMI and below.

Households with incomes of 80% and below the area median income (AMI) are targeted for rental assistance while households with incomes from 80-140% AMI are targeted for homeownership assistance. There is an unmet need for approximately 11,600 affordable rental housing units and 7,100 affordable for-sale units. (Ricky Cassiday, Affordable Rental Housing Study Update 2014, December 2014)

Discussion

MA-15 Cost of Housing – 91.310(a)

Introduction

The median monthly housing costs for mortgaged owners in 2013 was the highest in Honolulu County at \$2,362 per month, followed by Maui County at \$2,261 per month, Kauai County at \$2,022, and Hawaii County at \$1,637 per month.

Oahu renters paid the highest median rent in 2013 at \$1,535 per month, followed by Maui County renters at \$1,292 per month, Kauai County rents at \$1,281, and Hawaii County renters with the lowest rent at \$1,017 per month.

An estimated 48% of owners with mortgages, 12% of owners without mortgages, and 56% of renters in Hawaii spent 30% or more of household income on housing.

Hawaii's median housing value increased from \$496,600 in 2012 to \$500,000 in 2013. This increase, however, was not statistically different. Hawaii remained #1 in the ranking with the highest median housing value in the U.S.

Cost of Housing

	Base Year: 2000	Most Recent Year: 2011	% Change
Median Home Value	249,300	529,500	112%
Median Contract Rent	721	1,185	64%

Table 32 – Cost of Housing

Data Source: 2000 Census (Base Year), 2007-2011 ACS (Most Recent Year)

Rent Paid	Number	%
Less than \$500	30,266	16.5%
\$500-999	48,753	26.5%
\$1,000-1,499	47,181	25.6%
\$1,500-1,999	28,852	15.7%
\$2,000 or more	28,974	15.7%
Total	184,026	100.0%

Table 33 - Rent Paid

Data Source: 2007-2011 ACS

Housing Affordability

% Units affordable to Households earning	Renter	Owner
30% HAMFI	13,800	No Data
50% HAMFI	32,945	3,220
80% HAMFI	92,885	10,830
100% HAMFI	No Data	26,325
Total	139,630	40,375

Table 34 – Housing Affordability

Data Source: 2007-2011 CHAS

Monthly Rent

Monthly Rent (\$)	Efficiency (no bedroom)	1 Bedroom	2 Bedroom	3 Bedroom	4 Bedroom
Fair Market Rent	0	0	0	0	0
High HOME Rent	0	0	0	0	0
Low HOME Rent	0	0	0	0	0

Table 35 – Monthly Rent

Data Source Comments:

Is there sufficient housing for households at all income levels?

There is an inadequate supply of housing for households at all income levels. As reported in the previous section, there is an unmet need for approximately 11,600 affordable rental housing units (for households at 30-80% AMI levels) and 7,100 affordable for-sale units (for households at 80-140% AMI levels).

The Hawaii Public Housing Authority (HPHA) reports in its Annual and Five-Year Plan for FY 2015, that as of July 1, 2013, there were 9,633 families on its waiting list for public housing and, as of January 2, 2015, there were 4,306 families on waiting lists for Section 8 housing choice vouchers. The HPHA and county housing agencies are currently not accepting applications for their HUD housing choice voucher programs as their wait lists are sufficient to meet the funding allocations.

Additionally, the Hawaii Housing Finance and Development Corporation reported that in 2012, the wait list for privately-owned rental housing projects assisted by the State, was approximately 1.5 times the total units available.

How is affordability of housing likely to change considering changes to home values and/or rents?

Because of the unbalanced housing market attributable to constrained supply and increased demand, housing sales prices and rents are anticipated to continue to increase and negatively impact housing affordability. See previous Housing Market Analysis.

How do HOME rents / Fair Market Rent compare to Area Median Rent? How might this impact your strategy to produce or preserve affordable housing?

HOME/FMRs have been generally rising of late, save for the last year. However, as reported in the previous section, market rental rates in most locations have risen above the levels that were attained in the last real estate market cycle. While the trend is consistent with what has been occurring in the for-sale market, the rental market trend is more dramatic. The rental rate trends are rising, and this is indicative of market conditions in which supply is inadequate, demand is excessive, or both.

Market rents are much higher than the HOME/FMRs. As such, the State's strategy continues to focus on the development and preservation of affordable rental housing projects.

Discussion

MA-20 Condition of Housing – 91.310(a)

Introduction:

Definitions

Condition of Units

Condition of Units	Owner-Occupied		Renter-Occupied	
	Number	%	Number	%
With one selected Condition	98,102	38%	92,800	50%
With two selected Conditions	7,141	3%	11,545	6%
With three selected Conditions	429	0%	1,019	1%
With four selected Conditions	44	0%	37	0%
No selected Conditions	155,771	60%	78,625	43%
Total	261,487	101%	184,026	100%

Table 36 - Condition of Units

Data Source: 2007-2011 ACS

Year Unit Built

Year Unit Built	Owner-Occupied		Renter-Occupied	
	Number	%	Number	%
2000 or later	30,060	12%	20,251	11%
1980-1999	84,527	32%	50,459	27%
1950-1979	127,760	49%	95,692	52%
Before 1950	19,140	7%	17,624	10%
Total	261,487	100%	184,026	100%

Table 37 – Year Unit Built

Data Source: 2007-2011 CHAS

Risk of Lead-Based Paint Hazard

Risk of Lead-Based Paint Hazard	Owner-Occupied		Renter-Occupied	
	Number	%	Number	%
Total Number of Units Built Before 1980	146,900	56%	113,316	62%
Housing Units build before 1980 with children present	19,875	8%	18,185	10%

Table 38 – Risk of Lead-Based Paint

Data Source: 2007-2011 ACS (Total Units) 2007-2011 CHAS (Units with Children present)

Vacant Units

	Suitable for Rehabilitation	Not Suitable for Rehabilitation	Total
Vacant Units	0	0	0
Abandoned Vacant Units	0	0	0
REO Properties	0	0	0
Abandoned REO Properties	0	0	0

Table 39 - Vacant Units

Data Source: 2005-2009 CHAS

Need for Owner and Rental Rehabilitation

According to Table 8, 211,000 or 47% of the total housing units in Hawaii have one or more housing problems (lack of complete kitchen or plumbing facilities, cost burden, or over-crowding) and may be in need of rehabilitation. Approximately 90,805 units with one or more housing problems were occupied by households at 30-80% AMI (33,585 owner and 57,220 renter units). As such, these units are estimated to be in need of rehabilitation.

Estimated Number of Housing Units Occupied by Low or Moderate Income Families with LBP Hazards

Of the 403,572 households in Hawaii, approximately 48% have incomes ranging from 0-80% AMI (Table 6). According to Table 9, approximately 260,216 housing units were built before 1980 and are at risk of containing lead-based paint hazards. Using this data, approximately 125,000 housing units are estimated to be occupied by low or moderate income families that contain lead-based paint hazards.

Discussion:

MA-25 Public and Assisted Housing – (Optional)

Introduction:

Totals Number of Units

	Program Type								
	Certificate	Mod-Rehab	Public Housing	Vouchers					
				Total	Project - based	Tenant - based	Special Purpose Voucher		
							Veterans Affairs Supportive Housing	Family Unification Program	Disabled *
# of units vouchers available			5,351						
# of accessible units									
*includes Non-Elderly Disabled, Mainstream One-Year, Mainstream Five-year, and Nursing Home Transition									

Table 40 – Total Number of Units by Program Type

Data PIC (PIH Information Center)
Source:

Describe the supply of public housing developments:

Describe the number and physical condition of public housing units in the jurisdiction, including those that are participating in an approved Public Housing Agency Plan:

Describe the Restoration and Revitalization Needs of public housing units in the jurisdiction:

Describe the public housing agency's strategy for improving the living environment of low- and moderate-income families residing in public housing:

Discussion:

MA-30 Homeless Facilities – 91.310(b)

Introduction

The core mission of the State Homeless Programs Office (HPO) is to comprehensively address the needs of the homeless in Hawaii and to provide the opportunity for homeless persons to help themselves achieve improved living situations. State and federal funding sources enable HPO to develop, implement and provide a variety of services for homeless individuals and families.

Facilities Targeted to Homeless Persons

	Emergency Shelter Beds		Transitional Housing Beds	Permanent Supportive Housing Beds	
	Year Round Beds (Current & New)	Voucher / Seasonal / Overflow Beds	Current & New	Current & New	Under Development
Households with Adult(s) and Child(ren)	168	3	371	101	0
Households with Only Adults	163	0	121	260	0
Chronically Homeless Households	0	0	0	162	0
Veterans	0	0	0	93	0
Unaccompanied Youth	0	0	0	0	0

Table 41 - Facilities Targeted to Homeless Persons

Data Source
Comments:

2014 Housing Inventory Count (HIC) for HI-500 CoC: Notes regarding the above chart: The first two rows separate the beds allocated to households with children versus those without. Although emergency and transitional housing programs are equipped to handle chronically homeless clientele, that information is not broken out on the Housing Inventory Count (HIC). The chronic population within emergency shelters is estimated to be roughly 35% of the single population. The chronic homeless beds in row three for Permanent Supportive Housing programs are a subset of the total beds, however, the vast majority are skewed towards households with only adults. Beds strictly allocated to veterans are a subset of the total beds, although again, are skewed much more heavily towards single homeless.

Exhibit 10a. State Homeless Programs

State Outreach Program

- Utilize the CoC and statewide adopted coordinated entry system to provide needed services to eligible unsheltered homeless persons to assist in the progression toward a healthier, more stable living condition with the goal of permanent housing and self-sufficiency.
- Address participants' essential survival needs, including basic medical care, food, clothing, identification, and shelter (if accepted).
- Provide counseling and referral, including assisting participants in addressing identified needs and barriers; and facilitating referrals to local, state and federal programs and private sector agencies for further services (i.e., emergency/transitional shelters, employment training, mental health, and educational services).

State Homeless Shelter Program

- Provide emergency and/or transitional shelter to stabilize and assess the homeless and offer them a safe place.
- Provide empowerment and case management to enable families to obtain and retain permanent housing, economic independence, and self-sufficiency for the long-term.
- Provide services to homeless individuals and families including adequate meals or cooking facilities; security; clothing; sanitation needs; client assessment and social services referrals; childcare; educational and life skills classes; and monitoring and follow-up after transitioning to permanent housing.

Grant Program

- Provide eligible homeless families and individuals with monetary assistance to prevent, avoid, or remedy homelessness and its associated dangers.
- Assist homeless persons with housing, food, medical and other types of expenses arising from emergency needs, including shelter/housing rental deposit and rent; utility costs/deposit, and transient shelter needs such as blankets.
- Provide shelter/housing costs to avert imminent eviction.
- Provide food, including food preparation equipment and supplies, or eating utensils and supplies. Food costs also include needed special diet supplements and food on an emergency basis while working with the family to find long-term solutions.
- Facilitate medical care or medicine, including emergency medical related expenses or purchase of supplies for special medical needs.
- Provide transportation and job-hunting expenses or expenses involved with getting qualification documentation for public assistance programs. Transportation costs may include bus passes or car repair expenses in emergency situations.
- Provide for child and dependent care costs.
- Assuage other emergency needs.
- Conduct follow-up with participants, including providing follow-up services and referrals to participants receiving grants within three to six months to ensure that a participant does not become homeless.

Housing Placement Services

- Cultivate relationships with landlords to rent to homeless persons or Section-8 voucher holders.
- Provide for client assessment, linkage to appropriate landlords, and landlord/client intervention to assist with the transition into a rental unit.
- Provide first month's rent or rental deposit and additional damage guarantees as needed.
- Provide counseling on becoming a responsible tenant, understanding the lease document, budgeting and other life skills.

Exhibit 10b. State Homeless Programs

State Housing First Program

Provide the following minimal services with **no pre-condition of treatment** prior to placement in housing:

- Intensive outreach to target population.
- Coordinated assessment of vulnerability and eligibility for this program, and placement based on an acuity score.
- Assist clients in applying for all mainstream entitlement benefits including, without limitation: general assistance (welfare), SNAP (food stamps), Social Security, Medical insurance, and veteran's benefits.
- Assess clients' needs in multiple domains including, without limitation, medical, mental health, substance abuse, psychiatric, and, based on principles of client choice, engage with the client to meet his/her needs. Assist clients in locating and occupying suitable rental housing units.
- Provide interim housing as deemed necessary based on an assessment of client needs.
- Schedule housing interviews for clients.
- Conduct face-to-face housing presentations.
- Assist clients in obtaining security deposit and/or first month's rent, if necessary. Conduct unit inspections and detailed unit inventories prior to client move-in, in compliance with Housing and Urban Development (HUD) unit inspection criteria.
- Assist clients in completing all necessary paperwork, including, without limitation, leases.
- Mediate landlord/tenant issues, and be on call "24/7" to address landlord concerns.
- Provide intensive, ongoing case management, as needed, to ensure that clients can retain their housing.
- Provide counseling, guidance, and referral to appropriate services as needed and agreed to by client, including, without limitation, mental health treatment, health services, housing support services, basic life skills training, employment support services, transportation services.
- Assist consumers in meeting tenancy requirements, such as making rent payments and other lease requirements. Secure "representative payee" services, if necessary.
- Assist consumers with housing related issues, including without limitation, household set-up, and complying with house rules and safety issues.
- Cultivate new landlords to participate in the program.
- Maintain a database of affordable rental units in areas available to clients.
- Conduct a minimum bi-monthly review of client progress to ensure compliance with housing requirements.
- Create and maintain individualized Residential Plans for each eligible family/individual, which sets forth the goals, interventions, and performance measures.
- Maintain the safety, security, and confidentiality of the families/individuals served.
- Implement a plan to address damage to units, in the event that a client is found responsible for the damages, including, without limitation, contingency fund and rental insurance.

Continuum of Care Homeless Assistance Program

- Provide housing placement with security deposit and ongoing rent subsidy for homeless persons with disabilities.
- Provide access to permanent supportive housing.
- Provide ongoing case management/mentoring to maintain stability in housing.
- Provide supportive services such as childcare, educational and healthcare expenses.

List of Facilities and Services								
SHELTERS	E=Emergency	T=Transitional	DV=Domestic Abuse					
Agency/Shelter				Singles	Families	Veterans	Chronic Hmlss	Unaccompanied Youth
Alternative Structures International (ASI)								
Ohana Ola O Kahumana (T)					X	X	X	
Ulu Ke Kukui (T)					X	X	X	
Catholic Charities Hawaii (CCH)								
Ma'ili Land (T)					X	X	X	
Child and Family Service								
Hale Ohana Domestic Abuse Shelter (DV)				X	X	X	X	
West Hawaii Domestic Abuse Shelter (DV)				X	X	X	X	
Family Life Center (FLC)								
Ho'olanani (E)				X	X	X	X	
Family Promise of Hawaii (FPH)								
Windward Family Center (E)					X	X		
Honolulu Family Center (E)					X	X		
Gregory House Programs (GHP)								
Gregory House (T)				X		X	X	
Commercial Residential Program (T)				X		X	X	
Hale Kipa, Inc. (HK)								
TLP Young Men's, A'awa (fka Ke'eaumoku) (T)				X			X	X
TLP Young Men's, Maka'aloo (T)				X			X	X
TLP Young Women's, Apa'a (T)				X	X		X	X
Hawaii Island Home for Recovery (HIHR)								
Hawaii Home for Recovery (T)				X		X	X	
Holomua Na Ohana (HNO)								
Onemalu (T)					X	X	X	
Weinberg Village Waimanalo (T)					X	X	X	
Honolulu Community Action Program (HCAP)								
Kumuhonua (T)				X		X	X	
Housing Solutions, Inc. (HSI)								
Kulaokahua (T)					X	X	X	
Loliana (T)					X	X	X	
Nakolea (T)				X		X	X	
Vancouver (T)					X	X	X	
Institute for Human Services (IHS)								
546 Ka'a'ahi (E)				X	X	X	X	
350 Sumner (E)				X		X	X	
U.S. VETS - Kulia Ika Nuu								
KOHOW Emergency/KOHOW Transitional (T)				X	X	X	X	
Kaua'i Economic Opportunity (KEO)								
Mana'olana (E/T)				X	X	X	X	
Komohana Group Home (T)				X		X	X	
Lihue Court (T)					X	X	X	

Exhibit 11a. List of Facilities and Services

Ka Hale A Ke Ola Homeless Resource Center, Inc. (KHAKO)					
Ka Hale A Ke Ola Resource Center - Central (E/T)	X	X	X	X	
Ka Hale A Ke Ola Resource Center - Westside (E/T)	X	X	X	X	
Kealahou West Oahu (KWO) (Former Waianae Community Outreach)					
Hope for a New Beginning (fka Onelau'ena) (E)	X	X	X	X	
Mental Health Kokua (MHK)					
Safe Haven (T)	X		X	X	
HOPE Services Hawaii, Inc. (HOPE)					
Kihei Pua Emergency Shelter (E)	X	X	X	X	
Beyond Shelter (T)		X	X	X	
Ponahawai'ola (T) (HOPE Resource Center)	X		X	X	
Ulu Wini Transitional Housing (fka Kaloko) (Kona)		X	X		
West Hawaii Emergency Housing Facility (E)	X		X	X	
River of Life Mission, Inc. (ROLM)					
Lighthouse Outreach Center AOG (E)	X	X	X	X	
Steadfast Housing Development Corporation (SHDC)					
Hale Ulu Pono (T)	X		X	X	
United States Veterans Initiative (USVI)					
Pai'olu Kaiaulu (T)	X	X	X	X	
Barber's Point (fka Veterans-In-Progress) (T)	X		X	X	
Waikiki Health, dba Waikiki Health Center					
Next Step Project	X	X	X	X	
Women Helping Women					
Hale Lokamaikai - Domestic Violence Shelter (DV)	X	X	X	X	
Women In Need (WIN)					
WIN Bridge to Success (T)	X		X		
WIN Kauai (T)	X		X		
WIN Family House (T)	X	X	X		
YWCA of Kauai					
YWCA Family Violence Shelter (DV)	X	X	X	X	
STATE HOMELESS OUTREACH PROGRAM				Chronic Hmlss	Unaccompanied Youth
Agency	Singles	Families	Veterans		
Family Life Center, Inc. (FLC)	X	X	X	X	X
Kalihi-Palama Health Center (KPHC)	X	X	X	X	X
Kauai Economic Opportunity, Inc. (KEO)	X	X	X	X	X
HOPE Services Hawaii, Inc. (HOPE)	X	X	X	X	X
The Salvation Army - Maui County (SAM)	X	X	X	X	X
Waianae Coast Comprehensive Health Center	X	X	X	X	X
Kealahou West Oahu	X	X	X	X	X
Waikiki Health Center, Care-A-Van Program	X	X	X	X	X
STATE HOMELESS EMERGENCY GRANTS (SHEG) PROGRAM				Chronic Hmlss	Unaccompanied Youth
Agency	Singles	Families	Veterans		
Helping Hands Hawaii (HHH) (Oahu)	X	X	X	X	
Catholic Charities Hawaii (CCH) (Rural Counties)	X	X	X	X	

Exhibit 11b. List of Facilities and Services

STATE GRANT IN AID (GIA)							
Agency				Singles	Families	Veterans	Chronic Hmlss Youth
Catholic Charities Hawaii (CCH)				X	X	X	X
Family Promise of Hawaii (FPH)				X	X	X	X
HOUSING PLACEMENT PROGRAM (HPP)							
Agency				Singles	Families	Veterans	Chronic Hmlss Youth
Catholic Charities Hawaii (CCH)					X	X	X
Family Life Center, Inc. (FLC)					X	X	X
Institute for Human Services, Inc. (IHS)					X	X	X
Maui Economic Opportunity (MEO)					X	X	X
HOPE Services Hawaii, Inc. (HOPE)					X	X	X
HOUSING FIRST PROGRAM							
Agency				Singles	Families	Veterans	Chronic Hmlss Youth
United States Veterans Initiative (USVI)				X	X	X	X
EMERGENCY SOLUTIONS GRANT (ESG)							
ESG HOMELESSNESS PREVENTION AND RAPID RE-HOUSING PROGRAM (HPRP)							
Agency				Singles	Families	Veterans	Chronic Hmlss Youth
Family Life Center (FLC)				X	X	X	X
HOPE Services Hawaii, Inc. (HOPE)				X	X	X	X
Ka Hale A Ke Ola Homeless Resource Centers, Inc.				X	X	X	X
Kauai Economic Opportunity (KEO)				X	X	X	X
HOUSING OPPORTUNITIES FOR PERSONS WITH AIDS (HOPWA)							
Rental assistance & supportive services				Singles	Families	Veterans	Chronic Hmlss Youth
Agency							
Maui AIDS Foundation				X	X	X	
Malama Pono				X	X	X	
Hawaii Island HIV/AIDS Foundation				X	X	X	
CoC HOMELESS ASSISTANCE PROGRAM (CoC)							
FKA SHELTER PLUS CARE PROGRAM (S+C)	Rental assistance			Singles	Families	Veterans	Chronic Hmlss Youth
Agency							
Family Life Center (FLC)				X	X	X	X
HOPE Services Hawaii, Inc. (HOPE)							
New Direction				X	X	X	X
Kukui Program				X	X	X	X
Kauai Economic Opportunity (KEO)				X	X	X	X
Steadfast Housing Development Corporation (SHDC)							
Eha				X	X	X	X
Ehiku				X	X	X	X
Eono				X	X	X	X

Exhibit 11c. List of Facilities and Services

FKA SUPPORTIVE HOUSING PROGRAM (SHP)							
Agency				Singles	Families	Veterans	Chronic Hmlss Youth
Hawaii Island Home for Recovery (Permanent supportive housing)				X		X	X
Women Helping Women (Support services for victims of domestic violence)				X	X	X	X

Exhibit 11d. List of Facilities and Services

Describe mainstream services, such as health, mental health, and employment services to the extent those services are used to complement services targeted to homeless persons

The resources available under the designated heading of "ending homelessness" provided by the federal, state, and county governments are insufficient alone to house and provide the required services to end homelessness for each and every homeless person in Hawaii. Therefore, the HICH has engaged in an aggressive program to recruit and access mainstream government resources from other government sponsored programs to augment existing government funded and government designated "homeless ending" efforts.

Access to Low Income Housing:

There is a severe shortage of affordable housing for rent or purchase in Hawaii and the cost of both is reportedly amongst the highest in the nation. This shortage affects the ability of homeless service providers to find suitable and affordable placements for those individuals who are presently homeless and who are at or below 30% of the area median income. The HICH has advocated for a homeless preference at the Hawaii Public Housing Authority (HPHA) which manages federal and state sponsored low income public housing and vouchers in Hawaii. The HICH has also requested HPHA's involvement in supporting the HUD, the VA, and the USICH's efforts to implement "housing first" approaches in Hawaii by making these units available.

Access to Medicaid:

The follow up case management and services required once a homeless individual becomes housed varies depending upon the acuity and need of the homeless individual. For those individuals at the highest level of need and acuity who require "permanent supportive housing" (housing plus intensive and potentially long-term services) Medicaid is a viable mainstream option to assist in funding the cost of these services. The HICH is presently involved in discussions with the Department of Human Services, which manages the State of Hawaii Medicaid and Med Quest program, to create this pathway. The HICH is leveraging a grant received from the Substance Abuse and Mental Health Services Administration (SAMHSA) to implement "Housing First, Pathways" on Oahu to assist in creating a pilot project to test whether such an approach is feasible. Efforts to leverage Medicaid funds could be used to assist those formerly homeless individuals who are presently incarcerated in State prisons and jails, who are residing in State mental health institutions, and who will require permanent supportive housing once discharged.

Access to Mainstream Benefits:

A key strategy to end an individual's homelessness is to maximize the mainstream government and other resources available to enable their survival once housed. Case managers and service providers routinely assist homeless individuals in accruing these resources, and the HPO routinely monitors and reports upon their effectiveness in doing so. Such non-homeless-designated- cash-benefits may include unemployment benefits, supplemental social security income, social security disability insurance, VA disability payments, workmen's compensation, general assistance, temporary assistance to needy families, social security, VA pension benefits, retirement pension, and child support payments. Such-non-homeless-designated-non-cash-benefits may include SNAP, Medicaid, Medicare, WIC, VA medical services, and housing benefits through HUD and public housing.

List and describe services and facilities that meet the needs of homeless persons, particularly chronically homeless individuals and families, families with children, veterans and their families, and unaccompanied youth. If the services and facilities are listed on screen SP-40 Institutional Delivery Structure or screen MA-35 Special Needs Facilities and Services, describe how these facilities and services specifically address the needs of these populations.

The State Homeless Programs Office works in collaboration with its community partners to ensure services and shelter facilities are meeting the needs of mainstream and veteran homeless families and individuals, and unaccompanied youths. The State's system of care is being transformed to a Housing First modality (i.e., low barrier, lease driven, access to support services, reduced time in shelters and no pre-condition of treatment). Additionally, three transitional shelters specifically address the needs of unaccompanied homeless youth.

Besides the Emergency Solutions Grant and HOPWA programs, many other homeless services are administered by the HPO. These are summarized in Exhibits 10a and 10b, State Homeless Programs. See also List of Services and Facilities, Exhibits 11a – 11d.

MA-35 Special Needs Facilities and Services – 91.310(c)

Introduction

The most significant barriers facing the rural counties are ongoing affordable housing shortages and health care accessibility. The rural county service providers have been, and will continue to be, extremely resourceful in coping with declines in revenue from various funding sources, while maintaining their focus on client needs. Community collaborations through the HICH and the CoC have enabled the agencies to continue to provide more assistance with fewer resources at their disposal.

HOPWA Assistance Baseline Table

Type of HOWA Assistance	Number of Units Designated or Available for People with HIV/AIDS and their families
TBRA	19
PH in facilities	0
STRMU	6
ST or TH facilities	0
PH placement	2

Table 42 – HOPWA Assistance Baseline

Data Source: HOPWA CAPER and HOPWA Beneficiary Verification Worksheet

To the extent information is available, describe the facilities and services that assist persons who are not homeless but who require supportive housing, and programs for ensuring that persons returning from mental and physical health institutions receive appropriate supportive housing

The State, largely through the efforts of the Hawaii Interagency Council on Homelessness and its partners, has made progress on addressing discharge planning to address persons leaving mental and physical health institutions. These efforts include newly executed agreements with some of the State's largest hospital systems to aggressively pursue data sharing to address those persons who use emergency services at a disproportionate rate. Cost savings and improved health outcomes can be achieved through better partnerships and a sharing of resources. The HICH has also begun working closely with the State Hospital on possible strategies to provide supportive housing to forensic patients who no longer need a hospital-level of care. Such projects can and will be pursued as "pilot projects" to further develop cost-benefit data. The HICH has been successful in demonstrating that supportive housing is a critical need that stretches across various populations, including the homeless, the mentally ill, reintegrated prisoners. Creating the means to pay for the supportive services that are often required for these specialized populations (whether homeless or not) is being pursued actively with the State's Medicaid program.

Describe programs for ensuring that persons returning from mental and physical health institutions receive appropriate supportive housing

Hospitals across the State are being actively engaged with the HICH's efforts to end homelessness. As part of the state's strategies, chronic homeless that have the highest acuity have been prioritized for placement and services in permanent supportive housing. This does not mean, however, that other vulnerable populations have been forgotten. The Affordable Care Act (ACA) has prompted hospitals to become more engaged with the homeless system of care. These partnerships have launched additional discussions about how homeless resources may be utilized to prevent exiting patients from becoming homeless again. On Maui, for example, the Maui Memorial Medical Center routinely contacts homeless shelters as a possible discharge resource for their patients. While homeless providers do their best to meet community needs, it is clear that other community based resources must be developed. On Oahu, the Queen's Medical Center has an agreement in place with a local provider to rent a home to temporarily house post-surgical patients who do not require hospitalization, but have no safe, sanitary home to return to. Patients can remain at the home for a few weeks and receive meals and medical follow up care in that setting. A similar program is being considered for Kauai as a pilot project. The Vulnerability Index and Service Prioritization and Decision Assistance Tool (VI-SPDAT) is being used as a common entry tool by partners and providers across the state of Hawaii. Approximately 2,200+ have been administered since June, 2014. Vi-SPDAT data suggests that approximately 30-34% of individuals require permanent supportive housing level of care. As more and more partners, including hospitals and jails administer the VI-SPDAT and add to the aggregate data, the better our system will know our needs and the gaps that exist in the resources for permanent supportive housing.

Specify the activities that the jurisdiction plans to undertake during the next year to address the housing and supportive services needs identified in accordance with 91.215(e) with respect to persons who are not homeless but have other special needs. Link to one-year goals. 91.315(e)

The State will continue to work in coordination with the Interagency Council on Homelessness to further develop working partnerships and collaborations with hospitals and hospital systems, and with the State's Department of Public Safety to address discharge planning for special needs populations.

The HICH's work will also coordinate the current Substance Abuse and Mental health Services Administration (SAMHSA) grant to the Department of Health for the Hawaii Pathways Project (HPP) to create sustainability of Assertive Community Treatment (ACT) as a needed resource to support persons placed into supportive housing who require this level of care. HICH is currently convening discussions between the DOH, service providers, and the State Medicaid office to develop billing capabilities to ensure that where appropriate and eligible, Medicaid is billed for support services connected to permanent housing.

In addition to high level advocacy and the work on collaborations regarding Medicaid, the HICH is also focused on the development of much needed affordable housing in our communities statewide. Advocacy for the development of micro units as a way to create increased housing inventory is on-going, and other strategies to increase housing stock are also being supported.

The HICH and the State's Homeless Programs Office (HPO) will also be working with private partner entities such as HMSA, Ohana Health, and AlohaCare to explore potential avenues to engage contracted service providers in far reaching training. Although these discussions have just been initiated in 2015, the expectation is that training in evidence based best practices for case management, critical time

intervention, and harm reduction can be accessed across the state. These evidence based practices are all applicable to the target populations being serviced, and will hopefully assure a more consistent level of training among those who are expected to provide the “support services” in the permanent supportive housing model.

The Hawai‘i Department of Human Services (DHS) launched Imua Kakou in 2014 and will continue its young adult voluntary foster care program designed to help young adults transition to adulthood, independence and self-sufficiency.

This new program allows young adults who turn 18 years old in foster care, or those youth who were adopted or placed in a guardianship after age 16, to participate in the voluntary foster care program until age 21. Imua Kakou provides extended foster board payments, case management support, housing opportunities, training in independent living, assistance in securing jobs or job training, and support to continue education. To participate, the young adult must be: completing high school or a program equivalent; enrolled in post-secondary or vocational education; participating in a program to promote employment; employed for at least 80 hours per month; or incapable of doing any of the above activities due to a medical condition. Hawai‘i was also the first state in the nation to extend Medicaid coverage to former foster youth until age 26.

For entitlement/consortia grantees: Specify the activities that the jurisdiction plans to undertake during the next year to address the housing and supportive services needs identified in accordance with 91.215(e) with respect to persons who are not homeless but have other special needs. Link to one-year goals. (91.220(2))

MA-40 Barriers to Affordable Housing – 91.310(d)

Negative Effects of Public Policies on Affordable Housing and Residential Investment

Many factors contribute to the shortage of housing and, consequently, the lack of affordability in the State. Included are demographic changes, market forces, changes in federal housing policy, changes in federal tax policy, and development constraints (including lack of “reasonably priced,” developable land; lack of infrastructure; high development costs; government regulations; community opposition; and growing environmental requirements).

Tax Policy – Taxes add to the cost of housing production. The 4% general excise tax (and additional 0.5% county surcharge tax in the City and County of Honolulu) is levied on rental receipts, construction materials, and personal services, such as architectural and engineering fees. A conveyance tax of 10 cents per \$100 for residential properties valued at \$600,000 to less than \$1 million, and escalates for properties valued at more than \$1,000,000. County and real property taxes are levied based upon the assessed valuation of the property.

Mini Davis-Bacon requirements – Act 294, SLH 1990, requires HHFDC and the counties to comply with the prevailing wage requirements of the State Labor Department for any project receiving tax credits or other assistance under the provisions of Chapter 201H, HRS. This requirement may add substantially to the cost of a housing project, sometimes by as much as 20%.

Regulatory Barriers – In the context of building homes, government regulations often work against developing an affordable product. Government policies and regulations are intended to promote public health and safety, control or direct growth, target resources, and prioritize areas of importance. However, these policies and regulations unintentionally add to the cost of housing. A 1998 survey of builders conducted by the National Association of Home Builders estimated that the cost of a median priced home could be 10% less if some government delays, fees, and regulations were eliminated. In Hawaii, this is equivalent to a savings of up to \$60,000 per median priced home, depending on the county.

A December 2008 “Report of the Governor’s Affordable Housing Regulatory Barriers Task Force” identified building codes, environmental regulations, zoning and land use systems, impact fees and exactions, fiscal policy, and administrative processes as the most common types of regulation that impact affordable housing.

MA-45 Non-Housing Community Development Assets -91.315(f)

Introduction

Not applicable.

Economic Development Market Analysis

Business Activity

Business by Sector	Number of Workers	Number of Jobs	Share of Workers %	Share of Jobs %	Jobs less workers %
Agriculture, Mining, Oil & Gas Extraction	0	0	0	0	0
Arts, Entertainment, Accommodations	0	0	0	0	0
Construction	0	0	0	0	0
Education and Health Care Services	0	0	0	0	0
Finance, Insurance, and Real Estate	0	0	0	0	0
Information	0	0	0	0	0
Manufacturing	0	0	0	0	0
Other Services	0	0	0	0	0
Professional, Scientific, Management Services	0	0	0	0	0
Public Administration	0	0	0	0	0
Retail Trade	0	0	0	0	0
Transportation and Warehousing	0	0	0	0	0
Wholesale Trade	0	0	0	0	0
Total	0	0	--	--	--

Table 43- Business Activity

Data Source Comments:

Labor Force

Total Population in the Civilian Labor Force	0
Civilian Employed Population 16 years and over	0
Unemployment Rate	0.00
Unemployment Rate for Ages 16-24	0.00
Unemployment Rate for Ages 25-65	0.00

Table 44 - Labor Force

Data Source Comments:

Occupations by Sector	Number of People
Management, business and financial	0
Farming, fisheries and forestry occupations	0
Service	0
Sales and office	0
Construction, extraction, maintenance and repair	0
Production, transportation and material moving	0

Table 45 – Occupations by Sector

Data Source Comments:

Travel Time

Travel Time	Number	Percentage
< 30 Minutes	0	0%
30-59 Minutes	0	0%
60 or More Minutes	0	0%
Total	0	0%

Table 46 - Travel Time

Data Source Comments:

Education:

Educational Attainment by Employment Status (Population 16 and Older)

Educational Attainment	In Labor Force		Not in Labor Force
	Civilian Employed	Unemployed	
Less than high school graduate	0	0	0
High school graduate (includes equivalency)	0	0	0
Some college or Associate's degree	0	0	0
Bachelor's degree or higher	0	0	0

Table 47 - Educational Attainment by Employment Status

Data Source Comments:

Educational Attainment by Age

	Age				
	18–24 yrs	25–34 yrs	35–44 yrs	45–65 yrs	65+ yrs
Less than 9th grade	0	0	0	0	0
9th to 12th grade, no diploma	0	0	0	0	0
High school graduate, GED, or alternative	0	0	0	0	0
Some college, no degree	0	0	0	0	0
Associate's degree	0	0	0	0	0
Bachelor's degree	0	0	0	0	0
Graduate or professional degree	0	0	0	0	0

Table 48 - Educational Attainment by Age

Data Source Comments:

Educational Attainment – Median Earnings in the Past 12 Months

Educational Attainment	Median Earnings in the Past 12 Months
Less than high school graduate	0
High school graduate (includes equivalency)	0
Some college or Associate's degree	0
Bachelor's degree	0
Graduate or professional degree	0

Table 49 – Median Earnings in the Past 12 Months

Data Source Comments:

Based on the Business Activity table above, what are the major employment sectors within the state?

Describe the workforce and infrastructure needs of business in the state.

Describe any major changes that may have an economic impact, such as planned public or private sector investments or initiatives that have affected or may affect job and business growth opportunities during the planning period. Describe any needs for workforce development, business support or infrastructure these changes may create.

How do the skills and education of the current workforce correspond to employment opportunities in the state?

Describe current workforce training initiatives supported by the state. Describe how these efforts will support the state's Consolidated Plan.

Describe any other state efforts to support economic growth.

Discussion

MA-50 Needs and Market Analysis Discussion

**Are there areas where households with multiple housing problems are concentrated?
(include a definition of "concentration")**

Please refer to the Consolidated Plans of each county for this information. The State allows each county to utilize its own definition of "concentration."

Are there any areas in the jurisdiction where racial or ethnic minorities or low-income families are concentrated? (include a definition of "concentration")

Please refer to the Consolidated Plans of each county for this information. The State allows each county to utilize its own definition of "concentration."

What are the characteristics of the market in these areas/neighborhoods?

Please refer to the Consolidated Plans of each County for this information.

Are there any community assets in these areas/neighborhoods?

Please refer to the Consolidated Plans of each County for this information.

Are there other strategic opportunities in any of these areas?

Strategic Plan

SP-05 Overview

Strategic Plan Overview

Affordable housing is needed in all counties throughout the State. HHFDC will continue to promote the development and preservation of affordable housing, both rental and homeownership, to assist low- and moderate-income households and individuals. HHFDC will focus its HOME funds in the Neighbor Island counties of Hawaii, Kauai and Maui. HHFDC anticipates that over the next 5 years, HOME funds will provide tenant-based rental assistance to approximately 100 households; support the development of 38 affordable rental units for low-income households, 28 of which will be for special needs populations; 33 transitional housing units for homeless persons; 63 affordable homeownership opportunities for first-time homebuyers, 62 of which will be produced using a self-help building method; assistance in the form of an affordable homebuyer loan for at least one first-time homebuyer; and homebuyer education and counseling sessions.

DHS-BESSD is committed to serving the homeless population and persons with HIV/AIDS through the ESG and HOPWA programs. These funds will be focused in the Neighbor Island Counties. Over the next 5 years, DHS-BESSD anticipates that ESG funds will strengthen communities by providing operations funding to emergency shelter providers, so that shelter can be provided to 8,800 people who are homeless, and operations funding to emergency shelter providers, so that safe refuge and a place to sleep can be provided to more than 3,100 victims of domestic violence. Of those who are served, ESG funds will be used to assist 1,900 people to achieve housing stability through placement in permanent housing. ESG funds will also provide rapid re-housing financial assistance to 265 families; provide housing relocation and stabilization services to help 390 persons and families get off the streets and achieve housing stability; and prevent homelessness by providing financial assistance to 30 people or families.

DHS-BESSD will continue to serve and assist persons with HIV/AIDS with financial assistance, housing information, and supportive services. DHS-BESSD estimates that its HOPWA funds will be used to assist approximately 500 persons with HIV/AIDS.

SP-10 Geographic Priorities – 91.315(a)(1)

Geographic Area

Table 50 - Geographic Priority Areas

1	Area Name:	Rural Counties
	Area Type:	Local Target area
	Other Target Area Description:	
	HUD Approval Date:	
	% of Low/ Mod:	
	Revital Type:	
	Other Revital Description:	
	Identify the neighborhood boundaries for this target area.	HHFDC and DHS-BESSD serve all counties in the state, but will focus its HOME, ESG and HOPWA funds in the rural counties of Hawaii, Kauai and Maui. The City & County of Honolulu receives its own allocation of HOME, ESG and HOPWA funds.
	Include specific housing and commercial characteristics of this target area.	As stated throughout this Consolidated Plan, affordable housing is sorely needed statewide.
	How did your consultation and citizen participation process help you to identify this neighborhood as a target area?	Attendees at public hearings across the state testified as to the need for affordable housing, especially for low- and moderate-income households. Testimony showed that homelessness in all counties of the state is growing, and support is needed to help homeless persons into stable, permanent housing.
	Identify the needs in this target area.	It is estimated that approximately 64,100 housing units statewide will be needed from 2014 - 2020. Of these, approximately 27,200 or 42% will be rental housing needed for households earning less than 80% AMI; approximately 16,300 units or 25% will be for-sale housing for households earning between 80% and 140% AMI, and approximately 20,400 will be for households earning more than 140% AMI.
	What are the opportunities for improvement in this target area?	Opportunities for improvement include the use of HOME, ESG and HOPWA funds for affordable housing and assisting the homeless and persons with HIV/AIDS.
	Are there barriers to improvement in this target area?	Barriers to affordable housing is discussed elsewhere in this Consolidated Plan.

General Allocation Priorities

Describe the basis for allocating investments geographically within the jurisdiction (or within the EMSA for HOPWA)

The State's HOME, ESG, and HOPWA Program funds will be used in the State of Hawaii, particularly in the Counties of Hawaii, Kauai and Maui. Although most projects and activities will benefit areas of minority concentration, funds will not be specifically targeted for that sole purpose.

The State distributes its annual HOME fund allocation among the Counties of Hawaii, Kauai, and Maui, as "State Recipients." The State Recipients do not allocate their HOME funds based on geographic areas. In general, the HOME funds are allocated through a Request for Proposal process which ranks and rates projects for program eligibility, need and meeting the Consolidated Plan priorities, objectives and performance measures.

The State's DHS-BESSD's Homeless Programs Office will allocate the State's ESG and HOPWA funds through a competitive process to provider agencies in the Counties of Hawaii, Kauai and Maui. HOPWA funds were distributed equitably throughout Maui, Kauai and Hawaii and monitored by the respective Executive Directors of NIHAC. The distribution was based on geographic need, unmet needs and acuity levels of eligible individuals and households.

SP-25 Priority Needs – 91.315(a)(2)

Priority Needs

Table 51 – Priority Needs Summary

1	Priority Need Name	Unsheltered Homeless
	Priority Level	High
	Population	Extremely Low Low Large Families Families with Children Elderly Rural Chronic Homelessness Individuals Families with Children Mentally Ill Chronic Substance Abuse veterans Persons with HIV/AIDS Victims of Domestic Violence Unaccompanied Youth Elderly Frail Elderly Persons with Mental Disabilities Persons with Physical Disabilities Persons with Developmental Disabilities Persons with Alcohol or Other Addictions Persons with HIV/AIDS and their Families Victims of Domestic Violence
	Geographic Areas Affected	Rural Counties
	Associated Goals	HP-1 Emergency Shelter Operations HP-4e Homeless Management Information System HP-6 Administration HP-7 Coordinated Entry System
	Description	Unsheltered homeless need a safe place to sleep (Emergency Shelters).
	Basis for Relative Priority	The reality of homelessness is evidenced by data collected from the Point In Time Count and the Homeless Management Information System demonstrating the high rate of those seeking assistance in emergency shelters. Bridging the Gap, the rural county CoC, in recognition of this need has ranked this as a "high" priority level.
2	Priority Need Name	Victims of Domestic Violence
	Priority Level	High

	Population	Extremely Low Low Large Families Families with Children Victims of Domestic Violence
	Geographic Areas Affected	Rural Counties
	Associated Goals	HP-1 Emergency Shelter Operations HP-2 Domestic Violence Emergency Shelter HP-4e Homeless Management Information System HP-6 Administration HP-7 Coordinated Entry System
	Description	Persons fleeing from domestic violence need a safe place to sleep (DV Shelters).
	Basis for Relative Priority	The reality of homelessness for persons fleeing from domestic violence, as evidenced in the high rate of those seeking assistance in DV shelters, make the ranking of "low" priority difficult. Bridging the Gap, the rural county CoC, has determined that this need should be ranked at a "high" priority level.
3	Priority Need Name	Services for Persons with HIV/AIDS
	Priority Level	High
	Population	Extremely Low Low Large Families Families with Children Persons with HIV/AIDS and their Families
	Geographic Areas Affected	Rural Counties
	Associated Goals	HP-3 HOPWA Support Services HP-4e Homeless Management Information System HP-6 Administration HP-7 Coordinated Entry System
	Description	Persons with HIV/AIDS need services to achieve housing stability. Such services include the provision of housing information, rent/deposit assistance, case management and other supportive services.
	Basis for Relative Priority	The rural counties of Hawaii, Kauai and Maui have seen increased demand for supportive services and housing assistance, as evidenced by HMIS data input by Maui AIDS Foundation, the sponsor agency for the HOPWA formula grant. Bridging the Gap, the rural county CoC, in recognition of this need has ranked this as a "high" priority level.
4	Priority Need Name	Transition to Permanent Housing
	Priority Level	High

	Population	Extremely Low Low Large Families Families with Children Elderly Rural Chronic Homelessness Individuals Families with Children Mentally Ill Chronic Substance Abuse veterans Persons with HIV/AIDS Victims of Domestic Violence
	Geographic Areas Affected	Rural Counties
	Associated Goals	HP-1 Emergency Shelter Operations HP-4 Transition to Permanent Housing HP-4e Homeless Management Information System HP-6 Administration HP-7 Coordinated Entry System
	Description	Agencies funded by ESG for emergency shelter operations, will include transitioning homeless persons to permanent housing an integral activity.
	Basis for Relative Priority	Bridging the Gap, the rural county CoC, has placed an extremely high priority on permanent housing to address the growing number of chronically homeless in Hawaii.
5	Priority Need Name	Rapid Re-housing
	Priority Level	High
	Population	Extremely Low Low Large Families Families with Children Elderly Rural Chronic Homelessness Individuals Families with Children Mentally Ill Chronic Substance Abuse veterans Persons with HIV/AIDS Victims of Domestic Violence
	Geographic Areas Affected	Rural Counties

	Associated Goals	HP-1 Emergency Shelter Operations HP-4a Rapid Re-housing Financial Assistance HP-4b Rapid Re-housing Support Services HP-4e Homeless Management Information System HP-6 Administration HP-7 Coordinated Entry System
	Description	Provide financial assistance and associated support services to individuals and families who lack a fixed, regular and adequate nighttime residence ("literally homeless"), and those fleeing from/attempting to flee from domestic violence to attain permanent housing.
	Basis for Relative Priority	Data collected from the Point In Time Count and the Homeless Management Information System demonstrate the high rate of those seeking assistance in emergency shelters, thus make the ranking of "low" priority impossible. Bridging the Gap, the rural county CoC, in recognition of this need to quickly re-house the homeless has ranked this as a "high" priority level.
6	Priority Need Name	Homelessness Prevention
	Priority Level	High
	Population	Extremely Low Low Large Families Families with Children Elderly Other
	Geographic Areas Affected	Rural Counties
	Associated Goals	HP-4c Homelessness Prevention Financial Assistance HP-4d Homelessness Prevention Support Services HP-4e Homeless Management Information System HP-6 Administration
	Description	Persons and families at risk of homelessness need financial assistance and associated support services to retain permanent housing and housing stability.
	Basis for Relative Priority	HMIS data has shown that many who fall into homelessness have overwhelmingly done so due to financial constraints. Bridging the Gap, the rural county CoC, in recognition of the need to prevent at-risk persons and families from becoming homeless has ranked this as a "high" priority level.
7	Priority Need Name	HIV/AIDS Housing Assistance
	Priority Level	High
	Population	Extremely Low Low Large Families Families with Children Elderly Persons with HIV/AIDS and their Families

	Geographic Areas Affected	Rural Counties
	Associated Goals	HP-4e Homeless Management Information System HP-5 HOPWA Housing Financial Assistance HP-6 Administration HP-7 Coordinated Entry System
	Description	Persons with HIV/AIDS lack sufficient resources to pay for market rentals. Provide funds to pay a portion of the market rental unit costs for homeless and at-risk homeless with HIV/AIDS through tenant-based rental assistance.
	Basis for Relative Priority	The reality of being at-risk of homelessness and actually being homeless for persons with HIV/AIDS is evidenced by the unmet need for tenant-based rental assistance as reported in the HOPWA CAPER. Bridging the Gap, the rural county CoC, in recognition of this need to prevent homelessness or to quickly re-house the homeless with HIV/AIDS has ranked this as a "high" priority level.
8	Priority Need Name	Coordinated Entry System
	Priority Level	High
	Population	Extremely Low Low Large Families Families with Children Elderly Rural Chronic Homelessness Individuals Families with Children Mentally Ill Chronic Substance Abuse veterans Persons with HIV/AIDS Victims of Domestic Violence Unaccompanied Youth Elderly Frail Elderly Persons with Mental Disabilities Persons with Physical Disabilities Persons with Developmental Disabilities Persons with Alcohol or Other Addictions Persons with HIV/AIDS and their Families Victims of Domestic Violence
	Geographic Areas Affected	

	Associated Goals	HP-1 Emergency Shelter Operations HP-2 Domestic Violence Emergency Shelter HP-3 HOPWA Support Services HP-4 Transition to Permanent Housing HP-4a Rapid Re-housing Financial Assistance HP-4b Rapid Re-housing Support Services HP-5 HOPWA Housing Financial Assistance HP-7 Coordinated Entry System
	Description	Adoption of a State-wide a coordinated entry system (Hale O Malama), common assessment tool (VI-SPDAT), and the resulting alignment with a Housing First methodology in the continuum of services.
	Basis for Relative Priority	Through the work of the Hawaii Interagency Council on Homelessness, it became apparent that the existing homeless-response-system lacked coordination, understandability, and predictability; that homeless individuals were not being assessed using a system wide assessment tool and triaged into the most appropriate levels of housing and services in a systematic and rapid way; and that scarce resources were not flowing to the most needy and the most vulnerable. Bridging the Gap, the rural county CoC, in recognition of the need to implement a coordinated entry system and to be compliant with HUD's requirement, has determined that this is a "high" priority need.
9	Priority Need Name	Rental Housing
	Priority Level	High
	Population	Extremely Low Low Moderate Large Families Families with Children Elderly Elderly Frail Elderly Persons with Mental Disabilities Persons with Physical Disabilities Persons with Developmental Disabilities Persons with Alcohol or Other Addictions Persons with HIV/AIDS and their Families Victims of Domestic Violence Other
	Geographic Areas Affected	Rural Counties
	Associated Goals	HR-1 New Construction/Rehab - Rental Housing HR-2 Tenant Based Rental Assistance HR-3 New Constr./Rehab - Rental Housing Special Needs H-1 Transitional Housing Units

	Description	Affordable rental housing across all counties in the State is a high priority need. HOME funds will be leveraged to construct new or rehabilitate existing affordable rental housing units. for families and special needs populations. HOME funds will also be used to provide tenant-based rental assistance to approximately 100 low-income households to enable them to source affordable housing in communities of their choice. In addition, HOME funds will be used to produce transitional housing units for victims of domestic violence, or working families who are homeless, to transition them into permanent housing and help to reduce the number of homeless persons statewide.
	Basis for Relative Priority	All counties within the State of Hawaii have a critical need for affordable housing, and as such, have assigned high or medium priorities to housing for all types of households with incomes under 80% AMI. Many low-income families are increasingly overburdened by Hawaii's high rental housing costs and are affected by inadequate housing inventory. The gap between the cost of housing and the amount that families can afford to pay for shelter is widening. Input during the consultation process emphasized the provision of quality, affordable housing for low-income households. Community input also indicated that affordable housing for special needs populations is increasingly difficult to obtain, and sorely needed. All counties within the State of Hawaii experience a shortage of affordable housing and, as such, the Counties of Hawaii, Kauai and Maui have assigned a high or medium priority to housing for all types of households with incomes under 80% of the area median income. This includes rental and homeownership housing for small related, large related, elderly, and other special needs households.
10	Priority Need Name	Affordable Homeownership Opportunities
	Priority Level	High
	Population	Low Moderate Large Families Families with Children Elderly
	Geographic Areas Affected	Rural Counties
	Associated Goals	HO-1 New construction/rehab - For Sale Housing HO-2 Self Help Housing HO-3 Homebuyer Financing
	Description	HOME funds will be used to construct new affordable for-sale housing, or for the acquisition/rehabilitation of existing affordable for-sale housing. HOME funds will also be used as project development funds to carry out projects that produce affordable housing using a self-help building method. Downpayment/closing cost assistance and gap loans thru county homebuyer loan programs, as well as homebuyer education and counseling sessions, will be provided.

	Basis for Relative Priority	The need for housing for all households earning under 80% AMI is a critical need in the counties. Many low-income families are increasingly overburdened by high housing costs and are affected by inadequate housing inventory. The gap between the cost of housing and the amount that families can afford to pay for shelter is widening. Input during the consultation process emphasized the provision of quality, affordable housing with a mix of both homeownership and rental choices for low-income households. Community input also indicated that given the lack of affordable housing in general, affordable housing for special needs populations was increasingly difficult to obtain, and sorely needed. The Counties of Hawaii, Kauai and Maui and DHS-BESSD allocate the HOME, ESG and HOPWA funds according to criteria emphasizing high priority activities, consistency with the Consolidated Plan, and project readiness.
11	Priority Need Name	Fair Housing
	Priority Level	High
	Population	Extremely Low Low Moderate Middle Large Families Families with Children Elderly Public Housing Residents Rural Chronic Homelessness Individuals Families with Children Mentally Ill Chronic Substance Abuse veterans Persons with HIV/AIDS Victims of Domestic Violence Unaccompanied Youth Elderly Frail Elderly Persons with Mental Disabilities Persons with Physical Disabilities Persons with Developmental Disabilities Persons with Alcohol or Other Addictions Persons with HIV/AIDS and their Families Victims of Domestic Violence
	Geographic Areas Affected	Rural Counties
	Associated Goals	HA-1 Program Administration HA-2 Housing Study

	Description	Entities receiving HOME, ESG and HOPWA funds will promote fair housing in its activities to ensure equal opportunity in housing. Entities will provide education and outreach through training for housing staff, landlords, tenants and the general public on federal and state fair housing laws. In addition, entities statewide will update their respective Analysis of Impediments to Fair Housing Choice, and implement activities to increase fair housing in Hawaii.
	Basis for Relative Priority	Fair housing issues continue to be of concern in the state of Hawaii. Entities are committed to promoting fair housing to ensure equal opportunity in housing, and provide educational opportunities to increase awareness of fair housing laws.
12	Priority Need Name	Planning and Administration
	Priority Level	High
	Population	Extremely Low Low Moderate Middle Large Families Families with Children Elderly Public Housing Residents Rural Chronic Homelessness Individuals Families with Children Mentally Ill Chronic Substance Abuse veterans Persons with HIV/AIDS Victims of Domestic Violence Unaccompanied Youth Elderly Frail Elderly Persons with Mental Disabilities Persons with Physical Disabilities Persons with Developmental Disabilities Persons with Alcohol or Other Addictions Persons with HIV/AIDS and their Families Victims of Domestic Violence
	Geographic Areas Affected	Rural Counties
	Associated Goals	HA-1 Program Administration HA-2 Housing Study
	Description	Provide appropriate, efficient, and effective administration and use of funds. Conduct housing study to measure progress and needs of the housing market.

	Basis for Relative Priority	Effective and efficient administration of the HOME program is critical. Efforts to get the maximum use of limited HOME funds for the development of affordable housing are critical to address Hawaii's housing shortage.
--	------------------------------------	---

Narrative (Optional)

SP-30 Influence of Market Conditions – 91.315(b)

Influence of Market Conditions

Affordable Housing Type	Market Characteristics that will influence the use of funds available for housing type
Tenant Based Rental Assistance (TBRA)	<p>Market rental rates in most locations have risen above the levels that were attained in the last real estate market cycle. The rental rate trends are rising, which is indicative of the unbalanced housing market in which the lack of supply leads to price increases.</p> <p>The median contract rent in 2011 was \$1,185, a 64% increase over the median rent of \$721 in 2000. Roughly 25% of the 184,026 rental units were affordable to households at 30-50% AMI. Of these renter households, 20,560 were cost burdened and 37,820 were severely cost burdened.</p>
TBRA for Non-Homeless Special Needs	<p>Market rental rates in most locations have risen above the levels that were attained in the last real estate market cycle. The rental rate trends are rising, which is indicative of the unbalanced housing market in which the lack of supply leads to price increases.</p> <p>Approximately 23% of persons with disabilities lives below the poverty line, compared to 10% of those without disabilities. Of the households with at least one person with a disability, 3,000 were on the wait list for Section 8 rental assistance.</p>
New Unit Production	<p>Market rental rates in most locations have risen above the levels that were attained in the last real estate market cycle. The rental rate trends are rising, which is indicative of the unbalanced housing market in which the lack of supply leads to price increases.</p> <p>Building permit activity for residential construction has not been sustained and is on a downward trend.</p>
Rehabilitation	<p>Market rental rates in most locations have risen above the levels that were attained in the last real estate market cycle. The rental rate trends are rising, which is indicative of the unbalanced housing market in which the lack of supply leads to price increases.</p> <p>As affordable housing projects age, the rehabilitation of these units will play an important role in preserving and providing affordable rental units to Hawaii's citizens.</p>
Acquisition, including preservation	<p>Market rental rates in most locations have risen above the levels that were attained in the last real estate market cycle. The rental rate trends are rising, which is indicative of the unbalanced housing market in which the lack of supply leads to price increases.</p> <p>In addition to TBRA, new construction projects, and the rehabilitation of housing units, the acquisition of housing units will preserve or provide more affordable housing for Hawaii's citizens.</p>

Table 52 – Influence of Market Conditions

SP-35 Anticipated Resources - 91.315(a)(4), 91.320(c)(1,2)

Introduction

HHFDC and its neighbor island partners will use the annual HOME allocations to promote decent, affordable housing, strengthen communities, and increase homeownership opportunities. HOME funds will be used for the construction of new or rehabilitation of existing affordable rental and for-sale housing, for tenant-based rental assistance, for the development of transitional housing for the homeless, provide development funds for affordable homeownership projects using a self-help building method, provide downpayment/closing cost assistance and gap loans through various county homebuyer loan programs, and provide homebuyer education and counseling sessions.

DHS-BESSD and its partners will strengthen communities through its use of annual ESG and HOPWA funds. ESG funds will be used for operations funding for emergency shelters, and for homelessness prevention and rapid re-housing activities. HOPWA funds will be used to provide housing information and rent/deposit assistance service and support services, and to fund a portion of the market rental unit costs for homeless and homeless-at-risk persons with HIV/AIDS.

HUD estimates that the National Housing Trust Fund (HTF), established by Title I of the Housing and Economic Recovery Act of 2008, will commence in April, 2016. In Hawaii, Governor Ige designated HHFDC to administer the new HTF program. HHFDC plans to establish its allocation plan, program priorities and objectives in time for inclusion in the PY2016 Action Plan, and administer the program in accordance with 24 CFR Part 93. Funding levels from the HTF are currently unknown. Eligible uses of HTF funds include: 1) new construction of rental and homebuyer units; 2) acquisition or acquisition/rehabilitation of rental and homebuyer units; 3) operating costs for rental projects; and 4) administration. HRF targets households with extremely low-income ($\leq 30\%$ AMI) or incomes at or below the poverty line (whichever is greater), and/or households with very low incomes ($\leq 50\%$ AMI).

Anticipated Resources

Program	Source of Funds	Uses of Funds	Expected Amount Available Year 1				Expected Amount Available Reminder of ConPlan \$	Narrative Description
			Annual Allocation: \$	Program Income: \$	Prior Year Resources: \$	Total: \$		
HOME	public - federal	Acquisition Homebuyer assistance Homeowner rehab Multifamily rental new construction Multifamily rental rehab New construction for ownership TBRA	3,000,000	1,395,000	500,000	4,895,000	12,000,000	HOME funds will be used for the construction of new or rehabilitation of existing affordable rental and for-sale housing, for tenant-based rental assistance, for the development of transitional housing for the homeless, provide development funds for affordable homeownership projects using a self-help building method, provide downpayment/closing cost assistance and gap loans through various county homebuyer loan programs, and provide homebuyer education and counseling sessions.

Program	Source of Funds	Uses of Funds	Expected Amount Available Year 1				Expected Amount Available Reminder of ConPlan \$	Narrative Description
			Annual Allocation: \$	Program Income: \$	Prior Year Resources: \$	Total: \$		
HOPWA	public - federal	Permanent housing in facilities Permanent housing placement Short term or transitional housing facilities STRMU Supportive services TBRA	170,000	0	0	170,000	680,000	HOPWA funds will be utilized for tenant-based rental assistance, supportive services, short term rent mortgage and utility assistance, permanent housing assistance, and administrative costs.

Program	Source of Funds	Uses of Funds	Expected Amount Available Year 1				Expected Amount Available Reminder of ConPlan \$	Narrative Description
			Annual Allocation: \$	Program Income: \$	Prior Year Resources: \$	Total: \$		
ESG	public - federal	Conversion and rehab for transitional housing Financial Assistance Overnight shelter Rapid re-housing (rental assistance) Rental Assistance Services Transitional housing	400,000	0	0	400,000	1,600,000	The prevention and rapid re-housing funding may be used for activities including short and medium term rental assistance, security deposits, utility payments, housing re-location and stabilization services. ESG Shelter funding will be utilized for shelter operational costs. In addition, ESG funds will be utilized for administrative and Homeless Management Information System costs.
Continuum of Care	public - federal	Permanent housing in facilities Permanent housing placement Rental Assistance Services Supportive services TBRA	1,600,000	0	0	1,600,000	6,400,000	The State anticipates receiving the Continuum of Care Homeless Assistance Program grants through its renewal projects and new program applications. The funds will be utilized for permanent supportive housing, rental assistance, case management, and supportive services.

Program	Source of Funds	Uses of Funds	Expected Amount Available Year 1				Expected Amount Available Reminder of ConPlan \$	Narrative Description
			Annual Allocation: \$	Program Income: \$	Prior Year Resources: \$	Total: \$		
Housing Trust Fund	public - federal	Multifamily rental new construction Multifamily rental rehab New construction for ownership Other	0	0	0	0	5,000,000	Governor Ige designated HHFDC to administer the new HTF program in Hawaii. HHFDC plans to establish its allocation plan, program priorities and objectives in time for inclusion in the PY2016 Action Plan, and administer the program in accordance with 24 CFR Part 93.
Other	public - state	Financial Assistance Permanent housing placement Rental Assistance Services	2,500,000	0	0	2,500,000	10,000,000	State will provide funding to contracted agencies for housing search and placement assistance, case management and supportive services. Financial assistance will include first month's rent, security deposits and utility payments.
Other	public - state	Financial Assistance Supportive services	500,000	0	0	500,000	2,000,000	The State will provide funding to contracted agencies to assist at-risk and homeless households with financial support to retain or obtain permanent housing.
Other	public - state	Overnight shelter Services Short term or transitional housing facilities	13,500,000	0	0	13,500,000	54,000,000	The State will provide funds to contracted agencies for emergency and transitional shelters and associated services.

Program	Source of Funds	Uses of Funds	Expected Amount Available Year 1				Expected Amount Available Reminder of ConPlan \$	Narrative Description
			Annual Allocation: \$	Program Income: \$	Prior Year Resources: \$	Total: \$		
Other	public - state	Permanent housing placement Rental Assistance Services Supportive services	1,500,000	0	0	1,500,000	6,000,000	The State will provide funding to contracted agencies to provide services and housing, with the goal of executing the Pathways Housing First model with fidelity.
Other	public - state	Services Supportive services Other	2,194,000	0	0	2,194,000	8,776,000	The State will provide funding to contracted agencies for outreach services, including crisis management, food, hygiene, transportation, health referrals, housing placement assistance, benefits application, employment assistance and identification documentation.

Table 53 - Anticipated Resources

Explain how federal funds will leverage those additional resources (private, state and local funds), including a description of how matching requirements will be satisfied

HOME program funds will be used to assist the development of affordable rental housing and affordable homeownership housing. Projects utilizing HOME funds have historically leveraged HOME to secure other state and federal funding such as USDA, Low-Income Housing Tax Credits, and Rental Housing Trust Funds, in addition to foregone taxes, fees and charges. It is anticipated that projects will continue to seek other local, state and federal funding to satisfy the anticipated matching funds requirement of the HOME program; additionally, the State Recipients have banked more than \$13M in match as of 6/30/2014.

To satisfy the anticipated matching funds requirement under the ESG program, DHS-BESSD will provide state funds to agencies in the Counties of Hawaii, Kauai and Maui by contracting for services under the State Homeless Shelter Program, Outreach, Emergency Grants Programs, and TANF-funded Housing Placement Program. Additional funds are also expected under the federal Continuum of Care Homeless Assistance programs (formerly known as Shelter Plus Care and Supportive Housing Program).

If appropriate, describe publically owned land or property located within the state that may be used to address the needs identified in the plan

Discussion

SP-40 Institutional Delivery Structure – 91.315(k)

Explain the institutional structure through which the jurisdiction will carry out its consolidated plan including private industry, non-profit organizations, and public institutions.

Responsible Entity	Responsible Entity Type	Role	Geographic Area Served
HAWAII HOUSING FINANCE AND DEVELOPMENT CORPORATION	Government	Ownership Planning Rental	
DHS-BESSD, Homeless Programs	Government	Homelessness Planning	Jurisdiction

Table 54 - Institutional Delivery Structure

Assess of Strengths and Gaps in the Institutional Delivery System

The Hawaii Housing Finance and Development Corporation (HHFDC) is the lead agency for overseeing the development of the Consolidated Plan on behalf of the State of Hawaii. The HHFDC, DHS-BESSD, and the County Housing Agencies will take the lead in implementing the State Consolidated Plan. As described below, the Consolidated Plan was developed in consultation with an extensive network of public and private organizations involved with the provision of affordable and special needs housing and support services. The HHFDC will rely on this network to carry out the strategies set forth in the plan. Private industry, including for-profit developers and financial institutions, will play a major role in expanding affordable housing opportunities for Hawaii's low- and moderate-income households. Nonprofit organizations, such as nonprofit developers and service providers, have developed a niche in the provision of affordable rental housing, self-help housing, and housing for special need groups. Private foundations will be a source of grants and other resources. Faith-based groups will provide grants, manpower, support services and other resources, primarily for the most vulnerable populations such as the homeless and persons with special housing needs. Governmental agencies involved with the "bricks and mortar" of housing and related infrastructure, including the HHFDC, the Department of Hawaiian Home Lands, the county housing agencies, HUD and USDA-Rural Development, will facilitate the development of affordable housing by providing financing tools and other resources. Governmental agencies involved with the provision of human services and health, including the Department of Human Services, will provide resources either directly to clients or through nonprofit health and service providers to support low- and moderate-income households. The strengths of the delivery system in the State are derived from the many different entities striving toward one common goal: to provide for more affordable and supportive housing in the State. State, federal, and county agencies, private non-profits, private social services providers, private lenders, and private for-profit developers are partnering to respond to the urgency of the housing situation in Hawaii. Each stakeholder in the delivery system contributes resources and expertise from its specific area of operation.

There are gaps in the delivery system:

- A handful of non-profits have the expertise to develop housing projects expeditiously, utilizing available resources. There is a need to increase the number of qualified non-profit developers,

particularly because certain federal funds are set aside or accessible only to nonprofits. Government housing agencies could provide technical assistance to assist nonprofits in building capacity.

- Various government assistance programs have conflicting requirements that constrain the efficient delivery of affordable homes or support services.
- State, county, and nonprofit agencies are faced with staffing vacancies and cutbacks that are hindering timely reviews and approvals.

Availability of services targeted to homeless persons and persons with HIV and mainstream services

Homelessness Prevention Services	Available in the Community	Targeted to Homeless	Targeted to People with HIV
Homelessness Prevention Services			
Counseling/Advocacy	X	X	
Legal Assistance	X	X	
Mortgage Assistance	X	X	X
Rental Assistance	X	X	X
Utilities Assistance	X	X	X
Street Outreach Services			
Law Enforcement	X	X	
Mobile Clinics	X	X	
Other Street Outreach Services	X	X	
Supportive Services			
Alcohol & Drug Abuse	X	X	X
Child Care	X	X	
Education	X	X	
Employment and Employment Training	X	X	
Healthcare	X	X	X
HIV/AIDS	X	X	X
Life Skills	X		
Mental Health Counseling	X	X	X
Transportation	X	X	X
Other			

Table 55 - Homeless Prevention Services Summary

Describe the extent to which services targeted to homeless person and persons with HIV and mainstream services, such as health, mental health and employment services are made available to and used by homeless persons (particularly chronically homeless individuals and

families, families with children, veterans and their families and unaccompanied youth) and persons with HIV within the jurisdiction

The services provided by the State of Hawaii include all of the traditional programs to address homelessness, including homelessness prevention, homeless outreach, emergency and transitional shelters, housing placement, and Housing First. Over the past two and one half years, as the work of the HICH has become more embedded, the State's Homeless Programs Office has also been supporting administrative changes to reflect a Housing First system of care. These changes include requiring the use of the VI-SPDAT and working with the Balance of State CoC, Bridging the Gap, to create the foundational work for a Statewide implementation of Hale O Malama.

Describe the strengths and gaps of the service delivery system for special needs population and persons experiencing homelessness, including, but not limited to, the services listed above

The State faces a unique challenge to the implementation of a coordinated entry system in three different counties which are separated by the ocean (Kauai, Hawaii and Maui). To confront this impediment, the State's counties have begun to foster a stronger consortium under the balance of State CoC, Bridging the Gap (BTG). The move for a stronger institutional structure has been triggered in part by the swelling of homeless and special needs numbers during Hawaii's soaring economic condition that has priced the most vulnerable of our population out of the housing and rental market. The trends that have affected even Hawaii's most rural counties have stirred each of County Mayors to action, and they look to the CoCs to advise and collaborate on solutions. Neighbor islanders are well-represented on the HICH. Although Oahu remains the population center of the State, the rural counties have far less infrastructure (and resources) but still must address homelessness as it occurs in their communities.

Provide a summary of the strategy for overcoming gaps in the institutional structure and service delivery system for carrying out a strategy to address priority needs

In overcoming gaps in the delivery system, an integrated approach will be undertaken to achieve a common vision for housing. Commitment, coordination, and collaboration among and within all levels of government, private sector, nonprofits and consumers are necessary.

Over the past 20 years, Hawaii has, in many ways, shown a willingness to allocate resources to solve the problem of homelessness. In the early 2000's, our state's legacy, customized HMIS won accolades from HUD for its integration of shelter and outreach data. Hawaii has consistently "come to the table" with federal partners to address homelessness. Despite the good intentions, however, Honolulu, our largest urban area has been identified as having the nation's second highest rate of chronic homelessness per capita.

Recent initiatives from HUD and the VA have allowed our homeless service system access to additional technical assistance resources. HEARTH Act requirements have spurred a strengthening of our state's Continuum of Care, and the statutory creation of the Hawaii Interagency Council on Homelessness in 2012 have resulted in the formulation of up-dated, data-driven changes in how our system of care functions. Adoption of a State-wide common assessment tool (VI-SPDAT), a coordinated entry system (Hale O

Malama), and the resulting alignment with a Housing First methodology in the continuum of services offered in our state has been transformative.

Although there is much that needs to be done to fully operationalize the systemic changes, a higher level of awareness, cooperation, and collaboration among all service systems (not only homeless services, but also mainstream services) is being achieved. Long-standing service silos are being broken down as common service goals are addressed. For example, homeless outreach undertaken by the State's Homeless Programs Office is being better coordinated with similar services contracted by other state entities such as the Department of Health's Adult Mental Health Division (AMHD) and with health insurance providers; the common ground is improved outcomes for homeless clients and system-wide cost savings. Continuing to find "common ground" issues between the homeless system and other specialized populations will result in increased and more effective coordination and service provision.

SP-45 Goals Summary – 91.315(a)(4)

Goals Summary Information

Sort Order	Goal Name	Start Year	End Year	Category	Geographic Area	Needs Addressed	Funding	Goal Outcome Indicator
1	HR-1 New Construction/Rehab - Rental Hsg	2018	2019	Affordable Housing	Rural Counties	Rental Housing	HOME: \$1,295,000	Rental units constructed: 11 Household Housing Unit Rental units rehabilitated: 1 Household Housing Unit
2	HR-2 Tenant Based Rental Assistance	2015	2019	Affordable Housing	Rural Counties	Rental Housing	HOME: \$646,237	Tenant-based rental assistance / Rapid Re-housing: 100 Households Assisted
3	HR-3 New Constr./Rehab - Rental Hsg Special Needs	2016	2019	Affordable Housing	Rural Counties	Rental Housing	HOME: \$1,569,287	Rental units constructed: 25 Household Housing Unit Rental units rehabilitated: 3 Household Housing Unit
4	H-1 Transitional Housing Units	2019	2019	Affordable Housing Homeless	Rural Counties	Rental Housing	HOME: \$276,427	Rental units rehabilitated: 33 Household Housing Unit
5	HO-1 New construction/rehab - For Sale Housing	2019	2019	Affordable Housing	Rural Counties	Affordable Homeownership Opportunities	HOME: \$600,000	Homeowner Housing Added: 1 Household Housing Unit
6	HO-2 Self Help Housing	2015	2019	Affordable Housing	Rural Counties	Affordable Homeownership Opportunities	HOME: \$160,000	Homeowner Housing Added: 62 Household Housing Unit

Sort Order	Goal Name	Start Year	End Year	Category	Geographic Area	Needs Addressed	Funding	Goal Outcome Indicator
8	HO-3 Homebuyer Financing	2015	2018	Affordable Housing	Rural Counties	Affordable Homeownership Opportunities	HOME: \$10,000	Direct Financial Assistance to Homebuyers: 1 Households Assisted
9	HA-1 Program Administration	2015	2019	Administration	Rural Counties	Fair Housing Planning and Administration	HOME: \$115,000	Other: 1 Other
10	HA-2 Housing Study	2016	2017	Housing Study	Rural Counties	Fair Housing Planning and Administration	HOME: \$35,000	Other: 1 Other
11	HP-1 Emergency Shelter Operations	2015	2019	Homeless	Rural Counties	Unsheltered Homeless Victims of Domestic Violence Transition to Permanent Housing Rapid Re-housing Coordinated Entry System	ESG: \$560,900	Homeless Person Overnight Shelter: 8800 Persons Assisted
12	HP-2 Domestic Violence Emergency Shelter	2015	2019	Non-Homeless Special Needs	Rural Counties	Victims of Domestic Violence Coordinated Entry System	ESG: \$191,000	Homeless Person Overnight Shelter: 3100 Persons Assisted
13	HP-3 HOPWA Support Services	2015	2019	Non-Homeless Special Needs	Rural Counties	Services for Persons with HIV/AIDS Coordinated Entry System	HOPWA: \$155,000	Public service activities other than Low/Moderate Income Housing Benefit: 2400 Persons Assisted
14	HP-4 Transition to Permanent Housing	2015	2019	Homeless	Rural Counties	Transition to Permanent Housing Coordinated Entry System		Other: 1830 Other

Sort Order	Goal Name	Start Year	End Year	Category	Geographic Area	Needs Addressed	Funding	Goal Outcome Indicator
15	HP-4a Rapid Re-housing Financial Assistance	2015	2019	Homeless	Rural Counties	Rapid Re-housing Coordinated Entry System	ESG: \$676,710	Tenant-based rental assistance / Rapid Rehousing: 275 Households Assisted
16	HP-4b Rapid Re-housing Support Services	2015	2019	Homeless	Rural Counties	Rapid Re-housing Coordinated Entry System		Public service activities for Low/Moderate Income Housing Benefit: 400 Households Assisted
17	HP-4c Homelessness Prevention Financial Assistance	2015	2019	At Risk of Homelessness	Rural Counties	Homelessness Prevention	ESG: \$451,140	Homelessness Prevention: 150 Persons Assisted
18	HP-4d Homelessness Prevention Support Services	2015	2019	At Risk of Homelessness	Rural Counties	Homelessness Prevention		Homelessness Prevention: 150 Persons Assisted
21	HP-4e Homeless Management Information System	2015	2019	Homeless Non-Homeless Special Needs	Rural Counties	Unsheltered Homeless Victims of Domestic Violence Services for Persons with HIV/AIDS Transition to Permanent Housing Rapid Re-housing Homelessness Prevention HIV/AIDS Housing Assistance	ESG: \$20,250	Other: 0 Other
22	HP-5 HOPWA Housing Financial Assistance	2015	2019	Non-Homeless Special Needs	Rural Counties	HIV/AIDS Housing Assistance Coordinated Entry System	HOPWA: \$588,555	Tenant-based rental assistance / Rapid Re-housing: 75 Households Assisted

Sort Order	Goal Name	Start Year	End Year	Category	Geographic Area	Needs Addressed	Funding	Goal Outcome Indicator
23	HP-6 Administration	2015	2019	Homeless Non-Homeless Special Needs	Rural Counties	Unsheltered Homeless Victims of Domestic Violence Services for Persons with HIV/AIDS Transition to Permanent Housing Rapid Re-housing Homelessness Prevention HIV/AIDS Housing Assistance	HOPWA: \$25,500 ESG: \$100,000	Other: 0 Other
24	HP-7 Coordinated Entry System	2015	2019	Homeless Non-Homeless Special Needs	Rural Counties	Unsheltered Homeless Victims of Domestic Violence Services for Persons with HIV/AIDS Transition to Permanent Housing Rapid Re-housing HIV/AIDS Housing Assistance Coordinated Entry System	Continuum of Care: \$25,000	Other: 5800 Other

Table 56 – Goals Summary

Goal Descriptions

1	Goal Name	HR-1 New Construction/Rehab - Rental Hsg
	Goal Description	Funds will be used for new construction or rehabilitation of existing rental housing in order to address the shortage of affordable rental units for low-income families.
2	Goal Name	HR-2 Tenant Based Rental Assistance
	Goal Description	The Tenant Based Rental Assistance program will assist very low and low income families by subsidizing their rent payments
3	Goal Name	HR-3 New Constr./Rehab - Rental Hsg Special Needs
	Goal Description	Funds will be used for new construction or rehabilitation of existing rental housing in order to address the shortage of affordable rental units for special needs populations.
4	Goal Name	H-1 Transitional Housing Units
	Goal Description	Develop (new construction or rehab of existing buildings) new transitional housing units to strengthen communities and address the shortage of rental units available to support homeless with transitional housing needs.
5	Goal Name	HO-1 New construction/rehab - For Sale Housing
	Goal Description	New construction or acquisition or rehab of existing affordable for-sale housing to address the shortage of affordable for-sale inventory.
6	Goal Name	HO-2 Self Help Housing
	Goal Description	In order to increase homeownership opportunities, funds will be provided to carry out projects that produce affordable housing using a self-help building method.
8	Goal Name	HO-3 Homebuyer Financing
	Goal Description	Funds will be used to provide downpayment/closing cost assistance or primary/gap loans through the county home-buyer loan program.
9	Goal Name	HA-1 Program Administration
	Goal Description	Funds will be used to carry out high standards of ethics, management and accountability. Effective program administration will be provided by the State and the Counties as State Recipients.
10	Goal Name	HA-2 Housing Study
	Goal Description	Funds will be used to conduct a housing study to measure progress and needs of the housing market.
11	Goal Name	HP-1 Emergency Shelter Operations
	Goal Description	Unsheltered homeless need a safe place to sleep. Provide operations funding to providers of emergency shelters for the unsheltered homeless in the rural counties of Hawaii, Kauai and Maui.
12	Goal Name	HP-2 Domestic Violence Emergency Shelter
	Goal Description	Persons fleeing from domestic violence need a safe place to sleep. Provide operations funding to emergency shelters for victims of domestic violence in the rural counties of Hawaii, Kauai and Maui.

13	Goal Name	HP-3 HOPWA Support Services
	Goal Description	Persons with HIV/AIDS need services to achieve housing stability. Provide housing information and rent/deposit assistance and other supportive services to persons with HIV/AIDS in the counties of Hawaii, Kauai and Maui.
14	Goal Name	HP-4 Transition to Permanent Housing
	Goal Description	The homeless are not able to find affordable housing. Agencies funded by ESG Shelter Operation will include transitioning homeless persons to permanent housing as an integral activity in the counties of Hawaii, Kauai and Maui.
15	Goal Name	HP-4a Rapid Re-housing Financial Assistance
	Goal Description	Provide financial assistance to individuals and families who lack a fixed, regular and adequate nighttime residence to achieve housing stability in permanent housing.
16	Goal Name	HP-4b Rapid Re-housing Support Services
	Goal Description	Provide housing relocation and stabilization services (case management, housing search and placement, legal services, landlord mediation, etc.) to achieve housing stability in permanent housing.
17	Goal Name	HP-4c Homelessness Prevention Financial Assistance
	Goal Description	Prevent homelessness by providing financial assistance to persons and families at risk of homelessness.
18	Goal Name	HP-4d Homelessness Prevention Support Services
	Goal Description	Prevent homelessness by providing housing relocation and stabilization services (case management, legal services, mediations, etc.).
21	Goal Name	HP-4e Homeless Management Information System
	Goal Description	Funding for the administration and operation of the Homeless Management Information System (HMIS).
22	Goal Name	HP-5 HOPWA Housing Financial Assistance
	Goal Description	Provide funds to pay a portion of the market rental unit costs of homeless and persons at risk of homelessness with HIV/AIDS through tenant-based rental assistance (TBRA).
23	Goal Name	HP-6 Administration
	Goal Description	Ensure appropriate, effective and efficient use of ESG and HOPWA funds.
24	Goal Name	HP-7 Coordinated Entry System
	Goal Description	Agencies funded by ESG and HOPWA will utilize VI-SPDAT, a common assessment tool to ensure those with greatest needs are prioritized for assistance.

Estimate the number of extremely low-income, low-income, and moderate-income families to whom the jurisdiction will provide affordable housing as defined by HOME 91.315(b)(2)

Over the five-year period, it is estimated that 62 affordable rental units will be developed for families, 11 of which will be HOME-assisted; 118 affordable rental units will be developed for special needs populations, 28 of which will be HOME-assisted; 100 households will receive TBRA; 33 transitional housing units will be developed for persons who are homeless; 63 affordable for-sale units will be developed, 62 of which will be developed using the self-help building method; assistance through county homebuyer loan programs will help at least one family become first-time homeowners; and 25 sessions are anticipated to provide homebuyer education and counseling for potential homebuyers.

SP-50 Public Housing Accessibility and Involvement – 91.315(c)

Need to Increase the Number of Accessible Units (if Required by a Section 504 Voluntary Compliance Agreement)

Not applicable.

Activities to Increase Resident Involvements

The Hawaii Public Housing Authority works with and encourages residents to participate in the Family Self Sufficiency program, and continues to work with the Resident Advisory Board to increase resident involvement with regard to the HPHA 5-Year and Annual Plan, as well as working with all HPHA properties in recognizing Resident Associations at all HPHA properties.

Is the public housing agency designated as troubled under 24 CFR part 902?

No

Plan to remove the ‘troubled’ designation

Not applicable.

SP-55 Barriers to affordable housing – 91.315(h)

Barriers to Affordable Housing

Many factors contribute to the shortage of housing and, consequently, the lack of affordability in the State. Included are demographic changes, market forces, changes in federal housing policy, changes in federal tax policy, and development constraints (including lack of “reasonably priced,” developable land; lack of infrastructure; high development costs; government regulations; community opposition; and growing environmental requirements).

Tax Policy -- Taxes add to the cost of housing production. The 4% general excise tax (and additional 0.5% county surcharge tax in the City and County of Honolulu) is levied on rental receipts, construction materials, and personal services, such as architectural and engineering fees. A conveyance tax of 10 cents per \$100 for residential properties valued at \$600,000 to less than \$1 million, and escalates for properties valued at more than \$1,000,000. County and real property taxes are levied based upon the assessed valuation of the property.

Mini Davis-Bacon requirements - Act 294, SLH 1990, requires HHFDC and the counties to comply with the prevailing wage requirements of the State Labor Department for any project receiving tax credits or other assistance under the provisions of Chapter 201H, HRS. This requirement may add substantially to the cost of a housing project, sometimes by as much as 20%.

Regulatory Barriers - In the context of building homes, government regulations often work against developing an affordable product. Government policies and regulations are intended to promote public health and safety, control or direct growth, target resources, and prioritize areas of importance. However, these policies and regulations unintentionally add to the cost of housing. A 1998 survey of builders conducted by the National Association of Home Builders estimated that the cost of a median priced home could be 10% less if some government delays, fees, and regulations were eliminated. In Hawaii, this is equivalent to a savings of up to \$60,000 per median priced home, depending on the county.

A December 2008 “Report of the Governor’s Affordable Housing Regulatory Barriers Task Force” identified building codes, environmental regulations, zoning and land use systems, impact fees and exactions, fiscal policy, and administrative processes as the most common types of regulation that impact affordable housing.

Strategy to Remove or Ameliorate the Barriers to Affordable Housing

Integral to any strategy to remove or ameliorate the barriers to affordable housing is collaboration through public-private partnerships. Partnerships are needed to educate decision-makers, be at the table to champion affordable housing, and find ways to incentivize the development of affordable housing.

HHFDC will take the following actions to remove or ameliorate barriers to affordable housing:

Tax Policy strategies -- Continue to utilize section 201H-36, HRS which authorizes the HHFDC and the counties to approve and certify for exemption from general excise taxes any qualified person or firm

involved with a newly constructed, or moderately or substantially rehabilitated affordable housing project.

Provide lawmakers with information on the success of Housing Bond and Low Income Housing Tax Credit programs and request increased credit resources to help combat the affordable housing crisis.

Government regulation strategies -- Continue to utilize section 201H-38, HRS which provides eligible affordable housing projects with an expedited process to obtain land use and zoning approvals. It also provides greater flexibility in the design of housing projects.

Continue to work to accelerate regulatory and building permits by supporting third party reviews, eliminating duplicative reviews at the State and County levels, and creating design standards for workforce housing, as well as transit-oriented development. Participate in pilot projects, such as micro-apartment units or container housing, to find ways to reduce development costs.

Infrastructure strategies -- Implement alternative financing mechanisms to fund infrastructure improvements including community facilities districts and tax increment financing. Explore mixed-use developments that incorporate affordable housing and other community services in close proximity to high quality public transit.

Resource strategies -- Continue to make government land and financing resources (e.g., Rental Housing Trust Fund, LIHTCs) available for affordable housing development. Explore alternative financing sources including a Transit Oriented Affordable Housing (TOAH) Fund which is a public-private financing resource funded by government, philanthropic and financial entities for the development of affordable housing and community facilities near transit lines.

Continue to advocate for funding for the Rental Housing Trust Fund and capital improvement project funds for affordable rental housing projects.

Explore additional incentives for private development participation in the development of affordable housing. Also explore opportunities to collaborate with new public partners in the mixed-use residential development of government land.

SP-60 Homelessness Strategy – 91.315(d)

Reaching out to homeless persons (especially unsheltered persons) and assessing their individual needs

Hale 'O Malama, the coordinated assessment and housing placement system, will be brought to scale and implemented on the windward side of Oahu and on the neighbor islands;

Hale 'O Malama's coordinated assessment and housing placement system will be applied across the spectrum of our homeless population to meet the needs of those requiring permanent supportive housing, rapid re-housing, or mainstream housing and supportive case management as determined by their level of need and acuity based upon administration of the VI-SPDAT;

A systemic review of the housing resources and supportive case management and other services available to meet the needs of those homeless individuals assessed through the Hale 'O Malama system and who may require permanent supportive housing, rapid re-housing, or market housing and services must be accomplished to determine the gaps in housing and existing services available;

Hale 'O Malama's coordinated assessment and housing placement system must be expanded to institutions and systems frequented by those individuals who are homeless such as the 911 systems, the hospital and emergency room systems, the public safety and jail systems, the public school systems, the mental and behavioral health systems, the managed health care and Medicaid systems, and the disability systems so that a coordinated, organized, measureable and measured and reported response occurs to implement a housing first approach to stabilize their lives as soon as possible;

The supply and stock of affordable housing for those individuals and families with incomes at or below 60% of Area Median Income (AMI) must be increased and the creative design and planning efforts of entities and organizations such as the Hawaii Housing Finance Development Corporation (HHFDC), the Hawaii Community Development Authority (HCDA), the University of Hawaii School of Architecture, and the Honolulu Community College to name a few should be supported, expanded, and implemented as deemed appropriate;

Consistent with the theme of the HICH as well as last year's report to the 2014 legislature, educate, inform, recruit, and involve more "hands on deck" to assist in ending homelessness in Hawaii.

Addressing the emergency and transitional housing needs of homeless persons

The State has continued to engage with federal and local (County) partners, and with the full range of non-profits working in the system to address homelessness. Some key systemic changes have been made and will continue to be refined in order to address the emergency and transitional housing needs of homeless persons. These include:

- Adoption of a common assessment tool (VI-SPDAT) and development of Hale O Malama as the State's Coordinated Entry System. Aggregate VI-SPDAT data has been used to advocate for resources at the state and federal levels; currently, for example, about 34% of the VI-SPDATS

administered reflect the need for permanent supportive housing resources. Community specific gap analysis can be conducted as more VI-SPDATs are administered.

- State's leadership in developing a cohesive, coordinated outreach effort. A case conferencing system has been developed/implemented to ensure that the individuals and families assessed via VI-SPDAT with the highest acuity are prioritized for a permanent supportive housing level of care. The system is being further developed as a tool to help emergency and transitional shelter providers better assess level of care needed by clients, determining which individuals/families could best benefit from shelter services.
- Coordinated intake efforts have also included services which historically have been operating parallel to the homeless system. The State's Department of Health's Adult Mental Health Division (AMHD) funds homeless outreach efforts for those with severe and persistent mental illness at a rate of more than \$2 million. AMHD's work has been done historically without intersection with the Department of Human Services' homeless outreach efforts. Through the work of the Interagency Council on Homelessness, these silos have been broken down, and DHS and DOH providers have been better coordinated, their work obviously less duplicative of the other, and more effective. Now that the two funding sources of the state are working together, improved outcomes for individual clients and for the larger system are more certain to be achieved.
- State has been slowly revising contractual requirements for emergency and transitional shelters to reflect a Housing First modality. For example, tracking the length of stay for clients, promoting (and eventually incentivizing) shorter lengths of stay, focusing services on permanent housing and housing stability as the goal.
- State has undertaken a planned, incremental conversion of transitional housing (shelter) inventory to permanent housing. Service providers on Oahu and on the neighbor islands have been able to convert some transitional shelter units to permanent housing with the use of County HOME funds, and via State funds. For example, a 48 unit transitional shelter on Oahu will be fully converted to affordable housing inventory by August, 2015. The state supported and drove the conversion of this property to create additional housing stock for the community, and to simultaneously ensure that support services for the client population was provided at necessary levels. These planned conversions of units will continue to be pursued at a statewide level.

Helping homeless persons (especially chronically homeless individuals and families, families with children, veterans and their families, and unaccompanied youth) make the transition to permanent housing and independent living, including shortening the period of time that individuals and families experience homelessness, facilitating access for homeless individuals and families to affordable housing units, and preventing individuals and families who were recently homeless from becoming homeless again.

Rapid Re-Housing

The State is strategically using state funds (less restrictive than federal funds) to create a system of care for needy individuals and families at a broad range of Area Median Income. Federal Emergency Solutions Grant funds (HPRP) are restricted to those at 30% of AMI, yet there are many people who earn between 30-60% of AMI who need and would benefit from assistance. The State's programs, including the Housing Placement Program and State Homeless Emergency Grant program are geared to address those who are in this income level.

Some of the planned refinements in our homeless service system include helping homeless shelter providers to develop the capacity to provide services to individuals and families in permanent housing vs. in the traditional shelter setting. Shelter service providers will be incentivized to implement diversion strategies so that families do not enter their shelters and instead pursue permanent housing.

Help low-income individuals and families avoid becoming homeless, especially extremely low-income individuals and families who are likely to become homeless after being discharged from a publicly funded institution or system of care, or who are receiving assistance from public and private agencies that address housing, health, social services, employment, education or youth needs

The State will continue the work of the Hawaii Interagency Council on Homelessness to create "common ground" solutions between large public systems such as hospitals, prisons and mental institutions regarding resource allocation and discharge planning both for the homeless and non-homeless populations.

The State will continue to combine Emergency Solutions Grant (ESG) funding and complementary state funding to address homelessness prevention.

SP-65 Lead based paint Hazards – 91.315(i)

Actions to address LBP hazards and increase access to housing without LBP hazards

The HPHA and county housing programs for residential rehabilitation will continue efforts to abate lead-based paint hazards.

How are the actions listed above integrated into housing policies and procedures?

The use of lead in residential paint was banned in 1978. The 2009-2013 American Community Survey 5-Year Estimates show that 290,425 of Hawaii's 522,164 housing units, or 56% were built in 1979 or earlier. These units may contain lead-based paint hazards.

The State of Hawaii's Department of Health (DoH) provides surveillance, technical assistance and consultation in collaboration with the medical providers who screen and manage elevated blood lead levels for children. Medical case management includes nutritional and developmental assessment and lead prevention education and may include environmental assessment with lead hazard reduction education.

Since 2007, the DOH's Hazard Evaluation and Emergency Response Office collects and monitors blood lead test results from the private laboratories in Hawaii. The total number of blood lead tests from 2007 to 2015 was 60,301 for children 6 years old and younger; the number of children with elevated lead (currently measured as levels exceeding 10 micrograms per deciliter or higher) during this time period was 149. The percentage of children 6 years old and younger with a blood lead level of 10 ug/dL or greater was 0.25% $((149/60301) \times 100)$. The Center for Disease Control and Prevention has lowered the blood lead level of concern to 5 ug/dL; it is estimated that the number of children exceeding 5 ug/dL is about 7 times higher than those exceeding 10 ug/dL. Estimates on this lower blood lead level will be available from DoH next year.

The HPHA's policy is to abate lead-based paint as necessary, whenever working on one of the subject properties.

The County of Hawaii's Residential Emergency Repair Program (RERP) which provides loans and grants to low- and moderate-income homeowners for home rehabilitation, require Risk Assessments on homes built before 1978. Through the RERP, the County of Hawaii may test homes for lead-based paint.

SP-70 Anti-Poverty Strategy – 91.315(j)

Jurisdiction Goals, Programs and Policies for reducing the number of Poverty-Level Families

The mission of the state's Department of Human Services (DHS) is to direct resources toward protecting and helping those least able to care for themselves, and to provide services designed towards achieving self-sufficiency for clients as quickly as possible. The state's goals are: to provide social services that will strengthen families; to provide protective services for children and adults that are tailored to respond to each individual's and family's needs; to provide cash assistance, food stamps, and health insurance to eligible individuals and families accurately, appropriately and in a timely manner; to provide job training and placement services to help individuals become financially self-sufficient; to work in partnership with assisted families, local communities, and other state and private agencies; and to provide staff training and support that enables DHS employees to do their jobs effectively and efficiently.

How are the Jurisdiction poverty reducing goals, programs, and policies coordinated with this affordable housing plan

Families and individuals with social and personal barriers encounter impediments hampering their ability to reach self-sufficiency and economic independence on their own. To meet basic needs, DHS administers financial assistance programs that provide cash payment to help individuals and families receive basic essentials. Medical assistance is provided through the Hawaii QUEST and Medicaid programs; Vocational Rehabilitation Services are provided to persons with disabilities. In addition, DHS arranges for employment and training programs (that include evaluation, counseling, training or education, and job placement services) to help individuals and families earn enough income to meet their needs.

The production and preservation of affordable housing provides housing stability that assists individuals and families in their efforts to attain economic self-sufficiency. DHS-BESSD and the State Recipients will continue to consult with DHS to coordinate and maximize program benefits to poverty-level families. The affordable housing strategy will assist in reducing the number of poverty-level families.

SP-80 Monitoring – 91.330

Describe the standards and procedures that the state will use to monitor activities carried out in furtherance of the plan and will use to ensure long-term compliance with requirements of the programs involved, including minority business outreach and the comprehensive planning requirements

HOME PROGRAM: In accordance with 24 CFR 92.201, HHFDC conducts monitoring reviews and audits of the State Recipients to ensure compliance with HOME regulations and the State Recipient Agreement. HHFDC conducts continual monitoring of the State Recipients' progress on HOME activities to ensure the timely commitment and expenditure of HOME funds. HHFDC works closely with its State Recipients to resolve issues that may affect their ability to comply with the established HOME Program timelines. HOME "Program-Wide" reviews are conducted when deemed necessary, to evaluate a State Recipient's HOME Program policies and procedures, layering review criteria, and affirmative marketing plan. "Project Specific" reviews are conducted by HHFDC upon completion of each HOME-assisted project and throughout the period of affordability. "Project Specific" monitoring reviews may include an evaluation of the written agreements between the State Recipient and other entities, cash management records, match obligations and credits, and affordability requirements.

HHFDC conducts site visits of the State Recipient's HOME program to ensure compliance with 92 CFR, Part 92.504(d). The visits may include, but not be limited to, a physical inspection of each HOME-assisted project, and interviews with Property Manager to determine compliance with HOME Program property standards, tenant income requirements, and affirmative marketing requirements. Pursuant to the State Recipient Agreement, State Recipients are responsible for monitoring their respective County HOME Program-assisted projects during project development and implementation, as well as during the appropriate period of affordability. State Recipients shall maintain documentation of its project monitoring for HHFDC's review, as part of HHFDC's monitoring of the State Recipient's HOME Program.

ESG PROGRAM: DHS/HPO's monitoring activities are conducted in accordance with HUD regulations and include the utilization of a sub-recipient risk assessment tool to assess factors such as experience with federal contracts, staffing, and other capacity issues; annual orientation meetings to provide explanations of contract and program requirements and deadlines; desk reviews and/or field visits to monitor current and completed projects; remote monitoring of compliance with cost eligibility parameters through payment requests and supporting documents; making telephone, field visits or office conferences assistance as needed; summary review and assistance to ensure a sub-recipient's performance in meeting contract requirements, timely reporting, spend-down, and/or service objectives; consultation with HUD Honolulu concerning program issues. On-site visits to the applicable agencies are determined and prioritized by risk assessment elements, and include in-depth reviews of multiple randomly selected client files to ensure compliance with federal and state program rules and health and safety regulations. Agencies with deficiencies or compliance issues found during the site visit must establish a Corrective Action Plan to resolve the findings and concerns, or face funding consequences.

HOPWA PROGRAM: To ensure the continued efficient and effective management of the HOPWA program, the State's Homeless Program will monitor the agency receiving HOPWA funds allocated to DHS-BESSD. HOPWA on-site monitoring will be conducted in a process consistent with ESG monitoring described above.

DHS-BESSD/HPO anticipates on-site and/or remote monitoring of the three agencies which comprise the Neighbor Island HIV/AIDS Coalition (NIHAC): Maui AIDS Foundation (sponsor and lead agency), Hawaii Island HIV/AIDS Foundation, and Malama Pono (Kauai). Accomplishments and numbers served will be reported in the Consolidated Annual Performance and Evaluation Report (CAPER), as well as the HOPWA CAPER.

Expected Resources

AP-15 Expected Resources – 91.320(c)(1,2)

Introduction

HHFDC and its neighbor island partners will use the annual HOME allocations to promote decent, affordable housing, strengthen communities, and increase homeownership opportunities. HOME funds will be used for the construction of new or rehabilitation of existing affordable rental and for-sale housing, for tenant-based rental assistance, for the development of transitional housing for the homeless, provide development funds for affordable homeownership projects using a self-help building method, provide downpayment/closing cost assistance and gap loans through various county homebuyer loan programs, and provide homebuyer education and counseling sessions.

DHS-BESSD and its partners will strengthen communities through its use of annual ESG and HOPWA funds. ESG funds will be used for operations funding for emergency shelters, and for homelessness prevention and rapid re-housing activities. HOPWA funds will be used to provide housing information and rent/deposit assistance service and support services, and to fund a portion of the market rental unit costs for homeless and homeless-at-risk persons with HIV/AIDS.

HUD estimates that the National Housing Trust Fund (HTF), established by Title I of the Housing and Economic Recovery Act of 2008, will commence in April, 2016. In Hawaii, Governor Ige designated HHFDC to administer the new HTF program. HHFDC plans to establish its allocation plan, program priorities and objectives in time for inclusion in the PY2016 Action Plan, and administer the program in accordance with 24 CFR Part 93. Funding levels from the HTF are currently unknown. Eligible uses of HTF funds include: 1) new construction of rental and homebuyer units; 2) acquisition or acquisition/rehabilitation of rental and homebuyer units; 3) operating costs for rental projects; and 4) administration. HRF targets households with extremely low-income ($\leq 30\%$ AMI) or incomes at or below the poverty line (whichever is greater), and/or households with very low incomes ($\leq 50\%$ AMI).

Anticipated Resources

Program	Source of Funds	Uses of Funds	Expected Amount Available Year 1				Expected Amount Available Remainder of ConPlan \$	Narrative Description
			Annual Allocation: \$	Program Income: \$	Prior Year Resources: \$	Total: \$		
HOME	public - federal	Acquisition Homebuyer assistance Homeowner rehab Multifamily rental new construction Multifamily rental rehab New construction for ownership TBRA	3,000,000	1,395,000	500,000	4,895,000	12,000,000	HOME funds will be used for the construction of new or rehabilitation of existing affordable rental and for-sale housing, for tenant-based rental assistance, for the development of transitional housing for the homeless, provide development funds for affordable homeownership projects using a self-help building method, provide downpayment/closing cost assistance and gap loans through various county homebuyer loan programs, and provide homebuyer education and counseling sessions.

Program	Source of Funds	Uses of Funds	Expected Amount Available Year 1				Expected Amount Available Remainder of ConPlan \$	Narrative Description
			Annual Allocation: \$	Program Income: \$	Prior Year Resources: \$	Total: \$		
HOPWA	public - federal	Permanent housing in facilities Permanent housing placement Short term or transitional housing facilities STRMU Supportive services TBRA	170,000	0	0	170,000	680,000	HOPWA funds will be utilized for tenant-based rental assistance, supportive services, short term rent mortgage and utility assistance, permanent housing assistance, and administrative costs.

Program	Source of Funds	Uses of Funds	Expected Amount Available Year 1				Expected Amount Available Remainder of ConPlan \$	Narrative Description
			Annual Allocation: \$	Program Income: \$	Prior Year Resources: \$	Total: \$		
ESG	public - federal	Conversion and rehab for transitional housing Financial Assistance Overnight shelter Rapid re-housing (rental assistance) Rental Assistance Services Transitional housing	400,000	0	0	400,000	1,600,000	The prevention and rapid re-housing funding may be used for activities including short and medium term rental assistance, security deposits, utility payments, housing re-location and stabilization services. ESG Shelter funding will be utilized for shelter operational costs. In addition, ESG funds will be utilized for administrative and Homeless Management Information System costs.
Continuum of Care	public - federal	Permanent housing in facilities Permanent housing placement Rental Assistance Services Supportive services TBRA	1,600,000	0	0	1,600,000	6,400,000	The State anticipates receiving the Continuum of Care Homeless Assistance Program grants through its renewal projects and new program applications. The funds will be utilized for permanent supportive housing, rental assistance, case management, and supportive services.

Program	Source of Funds	Uses of Funds	Expected Amount Available Year 1				Expected Amount Available Remainder of ConPlan \$	Narrative Description
			Annual Allocation: \$	Program Income: \$	Prior Year Resources: \$	Total: \$		
Housing Trust Fund	public - federal	Multifamily rental new construction Multifamily rental rehab New construction for ownership Other	0	0	0	0	5,000,000	Governor Ige designated HHFDC to administer the new HTF program in Hawaii. HHFDC plans to establish its allocation plan, program priorities and objectives in time for inclusion in the PY2016 Action Plan, and administer the program in accordance with 24 CFR Part 93.
Other	public - state	Financial Assistance Permanent housing placement Rental Assistance Services	2,500,000	0	0	2,500,000	10,000,000	State will provide funding to contracted agencies for housing search and placement assistance, case management and supportive services. Financial assistance will include first month's rent, security deposits and utility payments.
Other	public - state	Financial Assistance Supportive services	500,000	0	0	500,000	2,000,000	The State will provide funding to contracted agencies to assist at-risk and homeless households with financial support to retain or obtain permanent housing.
Other	public - state	Overnight shelter Services Short term or transitional housing facilities	13,500,000	0	0	13,500,000	54,000,000	The State will provide funds to contracted agencies for emergency and transitional shelters and associated services.

Program	Source of Funds	Uses of Funds	Expected Amount Available Year 1				Expected Amount Available Remainder of ConPlan \$	Narrative Description
			Annual Allocation: \$	Program Income: \$	Prior Year Resources: \$	Total: \$		
Other	public - state	Permanent housing placement Rental Assistance Services Supportive services	1,500,000	0	0	1,500,000	6,000,000	The State will provide funding to contracted agencies to provide services and housing, with the goal of executing the Pathways Housing First model with fidelity.
Other	public - state	Services Supportive services Other	2,194,000	0	0	2,194,000	8,776,000	The State will provide funding to contracted agencies for outreach services, including crisis management, food, hygiene, transportation, health referrals, housing placement assistance, benefits application, employment assistance and identification documentation.

Table 57 - Expected Resources – Priority Table

Explain how federal funds will leverage those additional resources (private, state and local funds), including a description of how matching requirements will be satisfied

HOME program funds will be used to assist the development of affordable rental housing and affordable homeownership housing. Projects utilizing HOME funds have historically leveraged HOME to secure other state and federal funding such as USDA, Low-Income Housing Tax Credits, and Rental Housing Trust Funds, in addition to foregone taxes, fees and charges. It is anticipated that projects will continue to seek other local, state and federal funding to satisfy the anticipated matching funds requirement of the HOME program; additionally, the State Recipients have banked more than \$13M in match as of 6/30/2014.

To satisfy the anticipated matching funds requirement under the ESG program, DHS-BESSD will provide state funds to agencies in the Counties of Hawaii, Kauai and Maui by contracting for services under the State Homeless Shelter Program, Outreach, Emergency Grants Programs, and TANF-funded Housing Placement Program. Additional funds are also expected under the federal Continuum of Care Homeless Assistance programs (formerly known as Shelter Plus Care and Supportive Housing Program).

If appropriate, describe publically owned land or property located within the jurisdiction that may be used to address the needs identified in the plan

Discussion

Annual Goals and Objectives

AP-20 Annual Goals and Objectives – 91.320(c)(3)&(e)

Goals Summary Information

Sort Order	Goal Name	Start Year	End Year	Category	Geographic Area	Needs Addressed	Funding	Goal Outcome Indicator
1	HP-1 Emergency Shelter Operations	2015	2020	Homeless	Rural Counties	Unsheltered Homeless Coordinated Entry System	ESG: \$127,935	Homeless Person Overnight Shelter: 1655 Persons Assisted
2	HP-2 Domestic Violence Emergency Shelter	2015	2020	Non-Homeless Special Needs	Rural Counties	Victims of Domestic Violence Coordinated Entry System	ESG: \$38,628	Homeless Person Overnight Shelter: 620 Persons Assisted
3	HP-3 HOPWA Support Services	2015	2020	Non-Homeless Special Needs	Rural Counties	Services for Persons with HIV/AIDS HIV/AIDS Housing Assistance Coordinated Entry System	HOPWA: \$49,056	Public service activities other than Low/Moderate Income Housing Benefit: 516 Persons Assisted
4	HP-4 Transition to Permanent Housing	2015	2020	Homeless	Rural Counties	Transition to Permanent Housing	ESG: \$166,653	Other: 580 Other
5	HP-4a Rapid Re-housing Financial Assistance	2015	2020	Homeless	Rural Counties	Rapid Re-housing Coordinated Entry System	ESG: \$174,891	Tenant-based rental assistance / Rapid Re-housing: 53 Households Assisted
6	HP-4b Rapid Re-housing Support Services	2015	2020	Homeless	Rural Counties	Rapid Re-housing Coordinated Entry System	ESG: \$74,954	Tenant-based rental assistance / Rapid Re-housing: 78 Households Assisted

Sort Order	Goal Name	Start Year	End Year	Category	Geographic Area	Needs Addressed	Funding	Goal Outcome Indicator
7	HP-4c Homelessness Prevention Financial Assistance	2015	2020	At Risk of Homelessness	Rural Counties	Homelessness Prevention	ESG: \$74,954	Homelessness Prevention: 30 Persons Assisted
8	HP-4d Homelessness Prevention Support Services	2015	2020	At Risk of Homelessness	Rural Counties	Homelessness Prevention	ESG: \$74,954	Homelessness Prevention: 30 Persons Assisted
9	HP-4e Homeless Management Information System	2015	2019	Homeless Non-Homeless Special Needs	Rural Counties	Unsheltered Homeless Victims of Domestic Violence Services for Persons with HIV/AIDS Transition to Permanent Housing Rapid Re-housing Homelessness Prevention HIV/AIDS Housing Assistance	ESG: \$4,430	Other: 0 Other
10	HP-5 HOPWA Housing Financial Assistance	2015	2019	Non-Homeless Special Needs	Rural Counties	Services for Persons with HIV/AIDS HIV/AIDS Housing Assistance	HOPWA: \$117,711	Tenant-based rental assistance / Rapid Re-housing: 15 Households Assisted

Sort Order	Goal Name	Start Year	End Year	Category	Geographic Area	Needs Addressed	Funding	Goal Outcome Indicator
11	HP-6 Administration	2015	2019	Homeless Non-Homeless Special Needs	Rural Counties	Unsheltered Homeless Victims of Domestic Violence Services for Persons with HIV/AIDS Transition to Permanent Housing Rapid Re-housing Homelessness Prevention HIV/AIDS Housing Assistance	HOPWA: \$6,193 ESG: \$22,149	Other: 0 Other
12	HP-7 Coordinated Entry System	2015	2019	Homeless Non-Homeless Special Needs	Rural Counties	Unsheltered Homeless Victims of Domestic Violence Services for Persons with HIV/AIDS Transition to Permanent Housing Rapid Re-housing HIV/AIDS Housing Assistance Coordinated Entry System	Continuum of Care: \$5,000	Other: 600 Other
13	HR-1 New Construction/Rehab - Rental Hsg	2018	2019	Affordable Housing	Rural Counties	Rental Housing	HOME: \$1,295,000	Rental units constructed: 10 Household Housing Unit

Sort Order	Goal Name	Start Year	End Year	Category	Geographic Area	Needs Addressed	Funding	Goal Outcome Indicator
14	HR-2 Tenant Based Rental Assistance	2015	2019	Affordable Housing	Rural Counties	Rental Housing	HOME: \$646,237	Tenant-based rental assistance / Rapid Re-housing: 20 Households Assisted
15	HR-3 New Constr./Rehab - Rental Hsg Special Needs	2016	2019	Affordable Housing	Rural Counties	Rental Housing	HOME: \$400,000	Rental units rehabilitated: 36 Household Housing Unit
16	H-1 Transitional Housing Units	2019	2019	Affordable Housing Homeless	Rural Counties	Transition to Permanent Housing Rapid Re-housing Homelessness Prevention Rental Housing	HOME: \$434,771	Housing for Homeless added: 32 Household Housing Unit
17	HO-1 New construction/rehab - For Sale Housing	2019	2019	Affordable Housing	Rural Counties	Affordable Homeownership Opportunities	HOME: \$600,000	Homeowner Housing Added: 6 Household Housing Unit
18	HO-2 Self Help Housing	2015	2019	Affordable Housing	Rural Counties	Affordable Homeownership Opportunities	HOME: \$160,000	Homeowner Housing Added: 8 Household Housing Unit
19	HO-3 Homebuyer Financing	2015	2018	Affordable Housing	Rural Counties	Affordable Homeownership Opportunities	HOME: \$10,000	Direct Financial Assistance to Homebuyers: 1 Households Assisted
20	HA-1 Program Administration	2015	2019	Administration	Rural Counties	Planning and Administration	HOME: \$300,217	Other: 1 Other
21	HA-2 Housing Study	2016	2017	Housing Study	Rural Counties	Planning and Administration	HOME: \$8,000	Other: 1 Other

Table 58 – Goals Summary

Goal Descriptions

1	Goal Name	HP-1 Emergency Shelter Operations
	Goal Description	Unsheltered homeless need a safe place to sleep. Provide operations funding to providers of emergency shelters for the unsheltered in the counties of Hawaii, Kauai and Maui.
2	Goal Name	HP-2 Domestic Violence Emergency Shelter
	Goal Description	Persons fleeing from domestic violence need a safe place to sleep. Provide operations funding to emergency shelters for victims of domestic violence in the counties of Hawaii, Kauai and Maui.
3	Goal Name	HP-3 HOPWA Support Services
	Goal Description	Persons with HIV/AIDS need services to achieve housing stability. Provide housing information and rent/deposit assistance and other supportive services to persons with HIV/AIDS in the counties of Hawaii, Kauai and Maui.
4	Goal Name	HP-4 Transition to Permanent Housing
	Goal Description	The homeless are not able to find affordable housing. Agencies funded by ESG Shelter Operations will include transitioning homeless persons to permanent housing as an integral activity in the counties of Hawaii, Kauai and Maui.
5	Goal Name	HP-4a Rapid Re-housing Financial Assistance
	Goal Description	Provide financial assistance to individuals and families who lack a fixed, regular and adequate nighttime residence to achieve housing stability in permanent housing.
6	Goal Name	HP-4b Rapid Re-housing Support Services
	Goal Description	Provide housing relocation and stabilization services (case management, housing search and placement, legal services, landlord mediation, etc.) to achieve housing stability in permanent housing.
7	Goal Name	HP-4c Homelessness Prevention Financial Assistance
	Goal Description	Prevent homelessness by providing financial assistance to persons and families at risk of homelessness.
8	Goal Name	HP-4d Homelessness Prevention Support Services
	Goal Description	Prevent homelessness by providing housing relocation and stabilization services (case management, legal services, mediations, etc.).
9	Goal Name	HP-4e Homeless Management Information System
	Goal Description	Funding for administration and operation of the Homeless Management Information System (HMIS).
10	Goal Name	HP-5 HOPWA Housing Financial Assistance
	Goal Description	Provide funds to pay a portion of the market rental unit costs of homeless and persons at risk of homelessness with HIV/AIDS through tenant based rental assistance (TBRA).
11	Goal Name	HP-6 Administration
	Goal Description	Ensure appropriate, effective and efficient use of ESG and HOPWA funds.

12	Goal Name	HP-7 Coordinated Entry System
	Goal Description	Agencies funded by ESG and HOPWA will utilize VI-SPDAT, a common assessment tool, to ensure those with greatest needs are prioritized for assistance.
13	Goal Name	HR-1 New Construction/Rehab - Rental Housing
	Goal Description	Construct new or rehabilitate existing affordable rental housing.
14	Goal Name	HR-2 Tenant Based Rental Assistance
	Goal Description	Tenant-based rental assistance will help low-income households to pay more affordable rents
15	Goal Name	HR-3 New Constr./Rehab - Rental Housing Special Needs
	Goal Description	Construct new or rehabilitate existing affordable rental housing for special needs populations.
16	Goal Name	H-1 Transitional Housing Units
	Goal Description	Strengthen communities through the development (new construction or rehabilitation of existing buildings) of new transitional housing units to homeless persons.
17	Goal Name	HO-1 New construction/rehab - For Sale Housing
	Goal Description	Construct new or acquisition/rehabilitation of existing affordable for-sale housing, to promote affordable homeownership opportunities.
18	Goal Name	HO-2 Self Help Housing
	Goal Description	Provide project development funds to carry out projects that produce affordable for-sale housing using a self-help building method.
19	Goal Name	HO-3 Homebuyer Financing
	Goal Description	Provide downpayment/closing cost assistance and gap loans through various county homebuyer loan programs.
20	Goal Name	HA-1 Program Administration
	Goal Description	Provide appropriate and efficient use of funds. Provide effective program administration.
21	Goal Name	HA-2 Housing Study
	Goal Description	Conduct a housing planning study to measure progress and needs of the housing market.

AP-25 Allocation Priorities – 91.320(d)

Introduction:

The State's HOME, ESG, and HOPWA Program funds will be used in the State of Hawaii, particularly in the Counties of Hawaii, Kauai and Maui. Although most projects and activities will benefit areas of minority concentration, funds will not be specifically targeted for that sole purpose. HHFDC annually receives funding from HUD under the HOME program. Since the City and County of Honolulu receives its own HOME Program allocation, HHFDC elects to give preference in the allocation of its HOME funds to the counties of Hawaii, Kauai and Maui, as "State Recipients," under an annual rotation between the three counties. The HOME funds will be utilized to address the priority needs and objectives identified in the State's Consolidated Plan. State Recipients do not allocate their HOME funds based on geographic areas. In general, the HOME funds are allocated through a Request for Proposal process, which ranks and rates projects for program eligibility, need, and meeting the Consolidated Plan priorities, objectives, and performance measures. Should a State Recipient choose not to (or, based on the HHFDC's determination, is unable to) administer their regular HOME program funds or CHDO or other set-aside, the funds may be administered directly by HHFDC or reallocated to other State Recipients. Any HOME funds returned to the HHFDC, whether declined, released or recaptured from a State Recipient, will be placed in eligible projects which best meet the HOME priority needs and objectives in the following order of priority: 1. Re-allocated to a State Recipient other than the one from which the funds are being released or recaptured; 2. awarded through a competitive selection process, with preference given to projects located outside of the City and County of Honolulu; or 3. invested in a HHFDC project located throughout the State. HHFDC will retain five percent of the allowable administrative funding to cover program administrative expenses.

HHFDC permits the counties to use other HOME funds, such as program income and /or recaptured funds, for eligible activities or projects. To encourage the counties to invest more of their HOME funds into activities that generate program income, such as loan programs, HHFDC allows the counties to use up to 10 percent of program income received to help cover administrative costs associated with increased activities funded with program income, subject to HHFDC's approval.

ESG is administered by the State's Department of Human Services (DHS), which receives an annual formula allocation of ESG funds on behalf of the three rural counties of Hawaii, Kauai, and Maui. In PY2015, the State anticipates receiving approximately \$400,000 in ESG funds to meet the 2015-2020 Consolidated Plan objectives of promoting decent affordable housing and strengthening communities.

In PY2015, the DHS anticipates receiving approximately \$170,000 in HOPWA funds, which will be used in the Counties of Hawaii, Kauai and Maui to promote decent, affordable housing and suitable living environments for persons with HIV/AIDS. DHS issued an RFI and awarded its entire PY2015 HOPWA funds to the Maui AIDS Foundation, which will serve as the lead agency and sponsor, to provide assistance across all three counties. Its focus will be on providing housing information, rent or deposit assistance, and other supportive services to persons with HIV/AIDS who are homeless or at risk of homelessness.

Funding Allocation Priorities

	HP-1 Emergency Shelter Operations (%)	HP-2 Domestic Violence Emergency Shelter (%)	HP-3 HOPWA Support Services (%)	HP-4 Transition to Permanent Housing (%)	HP-4a Rapid Re- housing Financial Assistance (%)	HP-4b Rapid Re- housing Support Services (%)	HP-4c Homeless Prevention Financial Assistance (%)	HP-4d Homeless Prevention Support Services (%)	HP-4e Homeless Management Information System (%)	HP-5 HOPWA Housing Financial Assistance (%)	HP-6 Administration (%)	HP-7 Coordinated Entry System (%)	HR-1 New Construction/ Rehab - Rental Hsg (%)	HR-2 Tenant Based Rental Assistance (%)	HR-3 New Construction/ Rehab - Rental Hsg Special Needs (%)	H-1 Transitional Housing Units (%)	HO-1 New construction/ rehab For Sale Housing (%)	HO-2 Self Help Housing (%)	HO-3 Homebuyer Financing (%)	HA-1 Program Administration (%)	HA-2 Housing Study (%)	Total (%)
HOME	0	0	0	0	0	0	0	0	0	0	0	0	0	22	34	9	20	5	0	7	3	100
HOPWA	0	0	20	0	0	0	0	0	0	0	0	0	0	0	0	0	0	0	0	0	0	20
ESG	25	5	0	10	25	10	15	10	0	0	0	0	0	0	0	0	0	0	0	0	0	100
Continuum of Care	0	0	0	90	0	0	0	0	0	0	0	0	0	0	0	0	0	0	0	0	0	90
Housing Trust Fund	0	0	0	0	0	0	0	0	0	0	0	0	0	0	0	0	0	0	0	0	0	0
Other Housing First Program	0	0	0	80	0	0	0	0	0	0	0	0	0	0	0	0	0	0	0	0	0	80
Other Housing Placement Program	0	0	0	25	45	20	10	0	0	0	0	0	0	0	0	0	0	0	0	0	0	100
Other State Homeless Emergency Grants Program	0	0	0	0	50	10	35	5	0	0	0	0	0	0	0	0	0	0	0	0	0	100
Other State Homeless Shelter Program	55	5	0	20	0	15	0	0	0	0	0	0	0	0	0	0	0	0	0	0	0	95
Other State Outreach Program	0	3	0	35	20	20	2	2	0	0	0	0	0	0	0	0	0	0	0	0	0	82

Table 59 – Funding Allocation Priorities

Reason for Allocation Priorities

Testimony at public hearings supported the need for affordable housing, both rental and homeownership, statewide. HHFDC's 2014 Rental Housing update cited the need for more than 64,000 housing units by 2020; of this amount 43,000 of this need are for families earning 80% or less of the area median income. The HOME program will fund affordable rental units for families and special needs populations, tenant based rental assistance, affordable homeownership opportunities, county homebuyer loan programs, and homebuyer education, all serving families

with incomes of 80% or less of the area median income.

The Continuum of Care (CoC) for the rural counties, Bridging the Gap (BTG), and the Department of Human Services (DHS)/Homeless Programs Office (HPO), have determined that Emergency Solutions Grant funds for PY2015 will be allocated at approximately one percent for Homeless Management Information System (HMIS) costs and allowable five percent for administrative fees for DHS /HPO. BTG elected to allocate the remaining ESG grant funds by apportioning forty percent (40%) to emergency shelter operations and sixty percent (60%) to homelessness prevention and rapid re-housing activities. Within the HPRP component, approximately forty percent (40%) will be apportioned to homeless prevention and sixty percent (60%) to rapid re-housing. This allocation formula reflects BTG's greater emphasis on rapid re-housing and helping people to quickly regain stability in permanent housing after experiencing a housing crisis and homelessness. Preference will be given to rapid re-housing activities targeted to individuals and families living on the street or in shelters. Homelessness prevention and rapid re-housing activities include financial assistance for rents, security deposit and utilities, and housing relocation and stabilization services. Agencies that are awarded funding will be allowed a maximum of 2.5% in administrative fees.

One hundred percent (100%) of the ESG funds for emergency shelters will be allocated to operational costs. These funds are instrumental in supplementing the State's Shelter Program grants. The State has been slowly revising contractual requirements for agencies providing emergency shelters in an effort to reflect a Housing First modality. For example, tracking the length of stay for clients, promoting (and eventually incentivizing) shorter lengths of stay, focusing services on permanent housing and housing stability as the goal.

One provider will serve as a centralized administrative agency to provide HOPWA-funded activities, such as tenant-based rental assistance (TBRA), short-term rental, mortgage and utility (STRMU) payments, permanent housing placement, and supportive services, for persons living with HIV/AIDS in the Counties of Hawaii, Kauai and Maui. Maui AIDS Foundations will serve as the lead agency and sponsor in collaboration with Malama Pono and Hawaii Island HIV/AIDS Foundation. The State will retain three percent (3%) of the grant for administration. Of the remainder, approximately seventy-five percent (75%) of the funds will be allocated to financial assistance for housing through TBRA, STRMU , and permanent housing placement support. Roughly eighteen percent (18%) of the funds will be allocated to supportive services, and seven (7%) for the agency's administrative costs. This apportionment reflects the priority of permanent housing through prevention and rapid re-housing assistance.

How will the proposed distribution of funds will address the priority needs and specific objectives described in the Consolidated Plan?

In accordance with HHFDC's annual rotation of HOME funds, its PY2015 HOME allocation will be distributed to the County of Hawaii. The County of Hawaii will use its HOME funds to provide affordable rental and homeownership opportunities. Funds will be used for tenant-based rental assistance, for affordable rental housing for special needs populations, and for the development of affordable for-sale units, some of which will use a self-help building method.

In PY2015, the State anticipates receiving approximately \$400,000 in ESG funds, which will be used in the Counties of Hawaii, Kauai and Maui to meet the Consolidated Plan objectives of strengthening communities and promoting decent affordable housing. Collaboration between the Department of Human Services (DHS) Homeless Programs Office (HPO) and Bridging the Gap resulted in a decision to allocate 60 percent of PY2015 ESG funds for rapid re-housing and homelessness prevention activities, and 40 percent for operations to qualified and eligible providers of emergency shelters. Six percent of the PY2014 ESG funds will be used for the maintenance and operations of HMIS, and DHS-HPO's administrative costs.

One of the State's objectives in expending ESG funds is to strengthen communities through homelessness prevention for those at risk of homelessness, and rapid re-housing activities targeted to individuals and families living on the streets or in homeless shelters. Under a Request for Interest (RFI) process, the DHS-HPO awarded approximately \$225,570 to agencies to provide homelessness prevention and rapid re-housing activities in the neighbor island counties of Kauai, Hawaii and Maui.

The remaining PY2015 ESG funds of approximately \$150,380 will be used for operations of emergency shelters for the unsheltered homeless and victims of domestic violence. To achieve DHS/HPO's second objective of promoting decent, affordable housing, providers will include transitioning homeless persons to permanent housing as an integral activity.

The State anticipates receiving approximately \$168,042 in HOPWA funds for PY2014. HOPWA funds will both strengthen communities and promote decent affordable housing by providing housing information, rent or deposit assistance, and other supportive services to persons with HIV/AIDS who are homeless or at risk of homelessness.

In collaboration with the Counties' CoC, DHS-BESSD issued an RFI for one provider to serve as a centralized administrative agency to provide HOPWA-funded activities, such as tenant-based rental assistance, short-term rental, mortgage and utility payments, permanent housing placement, and supportive services, for persons living with HIV/AIDS in the Counties of Hawaii, Kauai and Maui.

DHS-HPO awarded its anticipated PY2015 HOPWA funds of \$170,000 to the Maui AIDS Foundation, which will act as lead agency/sponsor and work collaboratively with agencies in all three of the neighbor island counties to attain the Consolidated Plan objectives of strengthening communities and promoting decent affordable housing. HOPWA funds will be utilized for tenant-based rental assistance (TBRA); short-term rent mortgage utility (STRMU); and permanent housing support and services.

AP-30 Methods of Distribution – 91.320(d)&(k)

Introduction:

The State's HHFDC administers the HOME Program,. The State's Homeless Programs Office of the Department of Human Services - Benefits, Employment and Support Services Division (HPO), administers the ESG and HOPWA programs.

Since the City & County of Honolulu receives its own allocation of HOME, ESG and HOPWA, HHFDC and HPO distribute the state's HOME, ESG and HOPWA funds to the neighbor island counties of Hawaii, Kauai, and Maui through their respective processes.

HHFDC has been designated by the Governor to administer the Housing Trust Fund program when it comes on-line in 2016. HHFDC is working on establishing its allocation priorities and method of distribution.

Distribution Methods

Table 60 - Distribution Methods by State Program

1	State Program Name:	Hawaii Housing Finance and Development Corporation
	Funding Sources:	HOPWA HOME ESG Continuum of Care Housing Trust Fund State Homeless Shelter Program

<p>Describe the state program addressed by the Method of Distribution.</p>	<p>HHFDC distributes its HOME allocation annually on a rotating basis between the Counties of Hawaii, Kauai and Maui. In prior years, the three neighbor island counties annually received a pro-rated share of the annual HOME allocation, requiring them to "save up" before enough funds were available to proceed. This resulted in slow or delayed spending of HOME funds, resulting in red flags from HUD. To address the red flags, HHFDC instituted the rotation of the full annual allocation to the neighbor island counties. The County of Hawaii received the PY2012 HOME allocation, the County of Kauai received it in PY2013, and the County of Maui in PY2014. The County of Hawaii is in line to receive the PY2015 allocation of HOME funds.</p> <p>The state's Homeless Programs Office of DHS-BESSD annually issues a Request for Information for its ESG and HOPWA program funds, soliciting providers to serve the counties of Hawaii, Kauai and Maui. The RFI requires ESG applicants to submit work plans that identify clear goals, objectives and outcomes for the ESG Shelter Operations program and the ESG Homelessness Prevention and Rapid Re-Housing Program. The HOPWA RFI is posted simultaneously.</p>
<p>Describe all of the criteria that will be used to select applications and the relative importance of these criteria.</p>	<p>HHFDC does not select applications for the HOME program, but distributes its HOME funds to one of the three neighbor island counties, or State Recipients, who do. In general, State Recipients issue Requests for Proposals in their county to solicit entities that can help meet its goals of objectives - the two main objectives are the development or preservation of affordable rental housing and affordable homeownership housing. Criteria generally used to select applicants include the housing need being met by the proposal; the applicant's specialized experience, capacity and budget reasonableness; the project's readiness to proceed; and a project's leveraging of other resources.</p> <p>DHS-BESSD issues a Request for Information for its ESG and HOPWA program funds. Applications are evaluated by a team of individuals with no conflict of interest, representing each of the three county chapters and the State. Generally, applications are scored according to its completeness; the agency's qualifications; financial feasibility; and the agency's participation in Continuum of Care activities.</p>
<p>If only summary criteria were described, how can potential applicants access application manuals or other state publications describing the application criteria? (CDBG only)</p>	

Describe the process for awarding funds to state recipients and how the state will make its allocation available to units of general local government, and non-profit organizations, including community and faith-based organizations. (ESG only)	DHS-BESSD, together with representatives from the CoC, evaluates and ranks applications responding to its RFI, generally nonprofit service providers, community and faith-based organizations. Proposals are generally evaluated on the need being met, experience and capacity. DHS-BESSD enters into contracts with the selected entities.
Identify the method of selecting project sponsors (including providing full access to grassroots faith-based and other community-based organizations). (HOPWA only)	DHS-BESSD distributes its HOPWA funds through a Request for Information process. DHS-BESSD, together with impartial representatives from each CoC, evaluates and ranks proposals, and selects a service provider to administer HOPWA funds across the neighbor island counties. The selected service provider enters into a contract with DHS-BESSD. For P2015, DHS-BESSD has selected the Maui AIDS Foundation, which partners with entities on the islands of Hawaii and Kauai to provide services and assistance to persons with HIV/AIDS.
Describe how resources will be allocated among funding categories.	HOME funds will be allocated by State Recipients, to eligible projects in all categories. DHS-BESSD and Bridging the Gap will allocate 40% of ESG funds to emergency shelters for operations, and 60% to homelessness prevention and rapid re-housing assistance. HOPWA funds will be allocated to the Maui AIDS Foundation, which will disperse funds in the counties of Hawaii, Kauai and Maui. Approximately 60% will be used for market rental unit costs for homeless and homeless-at-risk persons with HIV/AIDS, and 30% will be used for housing information and rent/deposit assistance services and other supportive services to persons with HIV/AIDS. 10% is set aside for administration of the programs.
Describe threshold factors and grant size limits.	For the HOME program, HHFDC's State Recipients (the Neighbor Island counties of Hawaii, Kauai and Maui) issue Requests for Proposals to solicit eligible projects. Selected proposal are limited to the aggregate total that does not exceed the annual HOME allocation. Fifteen percent of the HOME allocation is set aside for Community Housing Development Organizations. Each of the State Recipients establishes their threshold factors. Generally, proposals competing for HOME funds are evaluated on the extent to which a proposal meets the needs and objective of the HOME program and community's needs, experience and capacity of the applicant, and leveraging. ESG and HOPWA awards are severely limited by the limited amount of ESG and HOPWA funds received. DHS-BESSD distributes funds throughout the neighbor island counties, generally based on need and population size.

	What are the outcome measures expected as a result of the method of distribution?	
--	--	--

Discussion:

In addition to the ESG and HOPWA funds, DHS-BESSD administers state funds to address homelessness. A Request for Proposals (RFP) is issued to solicit eligible proposals for state program funds, such as the State Homeless Shelter Program and the State Housing Placement Program. DHS-BESSD staff evaluates and ranks proposals based on the extent to which the proposal addresses a need in the community, and experience and capacity of the applicant.

AP-35 Projects – (Optional)

Introduction:

HOME funds will provide decent, affordable housing and strengthen communities through the production and development of affordable rental housing tenant-based rental assistance, and affordable homeownership opportunities and education.

The Emergency Solutions Grant was authorized by Section 1503 of the Homeless Emergency Assistance and Rapid Transition to Housing (HEARTH) Act, signed into law on May 20, 2009 (Pub.L. 111-22). Formerly known as the Emergency Shelter Grant program, the program was re-named to signify a shift to funding homelessness prevention and rapid re-housing activities, in addition to emergency shelters.

HOPWA funds will both strengthen communities and promote decent affordable housing by providing housing information, rent or deposit assistance, and other supportive services to persons with HIV/AIDS who are homeless or at risk of homelessness.

#	Project Name
1	HOME 2015-Hale Ulu Hoi I & II Apartments
2	HOME 2015-Habitat for Humanity-Affordable Workforce Hsg
3	HOME 2015-Mohouli Heights Senior Neighborhood Phase II
4	HOME 2015-Tenant Based Rental Assistance
5	HOME 2015-West Hawaii Micro-Unit Housing
6	HOME 2015-Kumakua Mutual Self-Help Housing Phase II
7	HOME 2015-Administration-County of Hawaii
8	HOME 2015-Administration-HHFDC
9	HOME 2015-Rice Camp Phase 2
10	HOPWA15 MAF TBRA
11	HOPWA15 Hawaii DHS Admin
12	ESG15 Hawaii
13	HOME 2015-Kukui'ula Workforce Housing
14	HOME 2015-Kulamalu
15	HOPWA 15 MAF STRMU
16	HOPWA 15 MAF Permanent Housing Placement
17	HOPWA15 MAF Support Services
18	HOPWA 15 MAF Admin

Table 61 – Project Information

Describe the reasons for allocation priorities and any obstacles to addressing underserved needs

Since the City & County of Honolulu receives its own HOME program allocation, HHFDC has elected to distribute the State's HOME funds in the Counties of Hawaii, Kauai, and Maui, on an annual rotating basis. HOME funds will be utilized to address the priority needs and objectives identified in the State's Consolidated Plan. The Counties of Hawaii, Kauai and Maui have assigned a high priority to housing for all types of households with incomes under 80% of the area median income. Such priorities include

activities that expand or preserve the supply of safe, decent, and affordable rental housing, particularly rental housing for very low- and low-income families and special needs populations. Priorities also include the provision of tenant based rental assistance, new construction or acquisition and/or rehabilitation of housing for first-time homebuyers, county homebuyer loan programs, and homebuyer education.

Bridging the Gap elected to allocate the ESG grant by apportioning forty percent (40%) to emergency shelter operations and sixty percent (60%) to homelessness prevention and rapid re-housing activities. This allocation formula reflects BTG's greater emphasis on rapid re-housing and helping people to quickly regain stability in permanent housing after experiencing a housing crisis and homelessness. Homelessness prevention and rapid re-housing activities include financial assistance for rents, security deposit and utilities, and housing relocation and stabilization services. BTG elected to allocate HPRP funds to one agency each in Maui, Kauai and Hawaii counties. ESG funds for each component are distributed based on population ratios: Hawaii (50%); Maui (34%); and Kauai (16%).

The Maui AIDS Foundation (MAF) is the project sponsor/lead agency and will provide administrative management and accountability for the agencies which comprise the Neighbor Island HIV/AIDS Coalition (NIHAC): Maui AIDS Foundation, Malama Pono (MP), Health Services (Kauai), and Hawaii Island HIV/AIDS Foundation (HIHAF). HOPWA funds were distributed equitably throughout the counties based on geographic need, unmet needs and acuity levels of individuals/households.

Hawaii is consistently rated as having one of the highest cost of living in the nation, with prices for housing, groceries, utilities, transportation, healthcare, and miscellaneous goods and services well above the national average. In addition, Hawaii residential rents are higher than the national median. According to the American Community Survey (ACS) for 2013, the median gross rent for Hawaii was \$1,414, while for the United States in general, it was \$905. These economic factors, combined with the low income of homeless and at-risk persons, present the largest obstacles to addressing underserved needs.

AP-38 Project Summary

Project Summary Information

1	Project Name	HOME 2015-Hale Ulu Hoi I & II Apartments
	Target Area	
	Goals Supported	HR-3 New Constr./Rehab - Rental Hsg Special Needs
	Needs Addressed	Rental Housing
	Funding	HOME: \$400,000
	Description	The non-profit, The ARC of Hilo will utilize HOME funds for rehabilitation and renovation of the Hale Ulu Hoi I (built in 1982) and Hale Ulu II (built in 1991) A total of 36 one bedroom/one bath apartments for the elderly and disabled will be renovated and will provide 3 HOME assisted units.
	Target Date	10/31/2017
	Estimate the number and type of families that will benefit from the proposed activities	Approximately 36 special needs households will benefit from the rehabilitation of 36 rental units in the project; of the 36, three units will receive HOME assistance.
	Location Description	1303-1305 Ululani Street, Hilo, HI 96720 Census Tract 2015 TMKs: 3-2-4-56-24 & 3-2-4-56-2
	Planned Activities	Kitchen and bathroom remodel and upgrades, laundry facility remodel and upgrades, utility upgrades, adding of air conditioning, development of an indoor community meeting space, parking area resurfacing, landscaping improvements, solar energy installation.
2	Project Name	HOME 2015-Habitat for Humanity-Affordable Workforce Hsg
	Target Area	
	Goals Supported	HO-1 New construction/rehab - For Sale Housing
	Needs Addressed	Affordable Homeownership Opportunities
	Funding	HOME: \$600,000
	Description	The non-profit, Habitat for Humanity West Hawaii, will utilize HOME funds to pay for a portion of the construction of 6 homes to provide decent, affordable housing for low income working families in Waikoloa, Hawaii.
	Target Date	4/30/2017
	Estimate the number and type of families that will benefit from the proposed activities	6 low income working families
	Location Description	Kamakoa Nui Community, South Kohala Census Tract 217.01 TMKs: 6-8-30-189, 6-8-30-191, 6-8-30-192, 6-8-30-193, 6-8-30-246, 6-8-60-248
	Planned Activities	Habitat for Humanity West Hawaii intends to acquire 2 lots and construct 4 new homes on previously acquired lots in the Kamakoa Nui Community. Lot sizes range from 4,500 square feet to 8,500 square feet and will be interspersed with the County's lots throughout the Kamakoa Nui Community.

3	Project Name	HOME 2015-Mohouli Heights Senior Neighborhood Phase II
	Target Area	
	Goals Supported	HR-3 New Constr./Rehab - Rental Hsg Special Needs
	Needs Addressed	Rental Housing
	Funding	HOME: \$669,287
	Description	Hawaii Island Community Development Corporation (CHDO) will utilize HOME funds to pay a portion of the construction costs for 30, 1 bedroom, low income senior units.
	Target Date	1/31/2017
	Estimate the number and type of families that will benefit from the proposed activities	30 Total One bedroom units for the elderly, 5 of which will be HOME assisted units.
	Location Description	Hilo, Hawaii 96720 Census Tract 208.02 TMK: 2-4-1-184
	Planned Activities	Hawaii Island Community Development Corporation intends to construct 30 1 bedroom low income rental units for senior households. The units will be designed and built with senior use and accessibility in mind. There will be ample lighting and household controls within easy reach. Bathrooms will be outfitted with grab bars around tubs/showers and toilets. The units will be housed in multiple structures that will include accessible living units, laundry, mailboxes, an activity room and an office.
4	Project Name	HOME 2015-Tenant Based Rental Assistance
	Target Area	
	Goals Supported	HR-2 Tenant Based Rental Assistance
	Needs Addressed	Rental Housing
	Funding	HOME: \$646,237
	Description	The County of Hawaii will administer the Tenant Based Rental Assistance Program to assist very low and low income households in subsidizing their rent payments similar to the Housing Choice Voucher program (Section 8).
	Target Date	
	Estimate the number and type of families that will benefit from the proposed activities	20 very low and low households
	Location Description	Island wide
	Planned Activities	Tenant Based Rental Assistance vouchers will be used to assist very low and low income households in subsidizing their rent payments similar to the Housing Choice Voucher program (Section 8).
5	Project Name	HOME 2015-West Hawaii Micro-Unit Housing
	Target Area	
	Goals Supported	H-1 Transitional Housing Units
	Needs Addressed	Transition to Permanent Housing Rental Housing
	Funding	HOME: \$276,427

	Description	The County of Hawaii will use HOME funds to pay a portion of the costs to do site work and acquire 7 4-plex micro units and 1 ADA 4-plex micro unit, totaling 32 units as transitional housing for the chronic homeless. The micro units are 10'x8' with room enough for a bed, lavatory, and sink. The units will consist of a covered lanai with ramps for wheel chair accessibility. Site work will include excavation for water, sewer and electrical lines.
	Target Date	5/31/2017
	Estimate the number and type of families that will benefit from the proposed activities	32 chronically homeless households
	Location Description	74-5593 Pawai Place, Kailua-Kona, HI 96740 Census Tract 216.01 TMK 7-4-010-020
	Planned Activities	Prepare parcel and acquire 32 micro housing units to provide permanent, long-term housing for the chronically homeless.
6	Project Name	HOME 2015-Kumakua Mutual Self-Help Housing Phase II
	Target Area	
	Goals Supported	HO-2 Self Help Housing
	Needs Addressed	Affordable Homeownership Opportunities
	Funding	HOME: \$160,000
	Description	The non profit, Hawaii Island Community Development Corporation (CHDO) will utilize HOME funds to pay a portion of the costs to acquire land and construct 8 affordable, self-help homes for very low and low income households in Kapaau, Hawaii. These units will be 3 bedroom, 2 bath, 2 carport homes.
	Target Date	6/30/2018
	Estimate the number and type of families that will benefit from the proposed activities	8 very low and low income families
	Location Description	Various addresses on Hooko St., Kapaau, Hawaii 96755 Census Tract 218 5-5-19-31, 5-5-19-32, 5-5-19-33, 5-5-19-34, 5-5-19-35, 5-5-19-36, 5-5-19-37, 5-5-19-41
	Planned Activities	Hawaii Island Community Development Corporation intends to acquire land and build 8 affordable self help homes. The homes will be 3 bedroom, 2 bath, 2 carport units with driveway and septic system.
7	Project Name	HOME 2015-Administration-County of Hawaii
	Target Area	
	Goals Supported	HP-6 Administration
	Needs Addressed	Planning and Administration
	Funding	HOME: \$150,108

	Description	The County of Hawaii will utilize HOME funds to administer and coordinate the County's HOME program to ensure effective and timely project implementation in accordance with all applicable HUD rules and regulations.
	Target Date	
	Estimate the number and type of families that will benefit from the proposed activities	N/A
	Location Description	Office of Housing and Community Development, 50 Wailuku Drive, Hilo, HI 96720
	Planned Activities	Planning and Administration
8	Project Name	HOME 2015-Administration-HHFDC
	Target Area	
	Goals Supported	HA-1 Program Administration HA-2 Housing Study
	Needs Addressed	Planning and Administration
	Funding	HOME: \$150,108
	Description	The Hawaii Housing Finance and Development Corporation (HHFDC) will utilize HOME funds to administer and coordinate the State's HOME program to ensure effective and timely project implementation in accordance with all applicable HUD rules and regulations.
	Target Date	
	Estimate the number and type of families that will benefit from the proposed activities	N/A
	Location Description	Hawaii Housing Finance and Development Corporation 677 Queen St., Suite 300 Honolulu, HI 96813
	Planned Activities	Planning and Administration
9	Project Name	HOME 2015-Rice Camp Phase 2
	Target Area	
	Goals Supported	HR-3 New Constr./Rehab - Rental Hsg Special Needs
	Needs Addressed	Rental Housing
	Funding	HOME: \$500,000
	Description	The County of Kauai intends to utilize prior years allocations of HOME funds for the Rice Camp Phase 2 project. The funds will be used for new construction of 30 senior rental units in Lihue, Kauai, 5 of which will be HOME assisted.
	Target Date	
	Estimate the number and type of families that will benefit from the proposed activities	5 HOME assisted elderly units will be provided
	Location Description	Lihue, Kauai

	Planned Activities	Funds will be used for new construction of 30 senior rental units with an estimated completion date of Fall, 2017.
10	Project Name	HOPWA15 MAF TBRA
	Target Area	
	Goals Supported	HR-2 Tenant Based Rental Assistance HP-3 HOPWA Support Services HP-4e Homeless Management Information System HP-5 HOPWA Housing Financial Assistance HP-7 Coordinated Entry System
	Needs Addressed	Services for Persons with HIV/AIDS HIV/AIDS Housing Assistance Coordinated Entry System Rental Housing
	Funding	HOPWA: \$117,711
	Description	Providing tenant based rental assistance (TBRA) to those living with Human Immunodeficiency virus (HIV)/Acquired Immunodeficiency syndrome (AIDS).
	Target Date	6/30/2016
	Estimate the number and type of families that will benefit from the proposed activities	HOPWA Tenant Based Rental Assistance: 15 households with HIV/AIDS will receive financial assistance to secure and maintain permanent housing.
	Location Description	HOPWA assistance will be provided in the counties of Hawaii (Hawaii Island HIV/AIDS Foundation/HIHAF), Kauai (Malama Pono) and Maui (Maui AIDS Foundation/MAF). The addresses are as follows: Malama Pono: 4357 Rice Street, Lihue, Hawaii 96766 HIHAF: 240 Nani Kailua, Suite 5, Kailua, Kona, HI, 96740 MAF: 1935 Main St., Suite 101, Wailuku, Maui, HI 96793
	Planned Activities	The Neighbor Island Housing Program, comprised of Hawaii Island HIV/AIDS Foundation, Malama Pono and Maui AIDS Foundation (lead agency and sponsor), will provide tenant-based rental assistance (TBRA) and supportive services to those living with Human Immunodeficiency virus (HIV)/Acquired Immunodeficiency syndrome (AIDS).
11	Project Name	HOPWA15 Hawaii DHS Admin
	Target Area	
	Goals Supported	HP-3 HOPWA Support Services
	Needs Addressed	
	Funding	HOPWA: \$6,193
	Description	The Hawaii State Department of Human Services (DHS), the HOPWA program administrator, will support the provision of effective program administration.
	Target Date	6/30/2016
	Estimate the number and type of families that will benefit from the proposed activities	N/A

	Location Description	Department of Human Services, Homeless Programs Office, 820 Mililani Street, Suite 606, Honolulu, Hawaii 96813
	Planned Activities	General program management, oversight, monitoring, and coordination of CoC meetings and trainings.
12	Project Name	ESG15 Hawaii
	Target Area	
	Goals Supported	HP-1 Emergency Shelter Operations HP-2 Domestic Violence Emergency Shelter HP-4 Transition to Permanent Housing HP-4a Rapid Re-housing Financial Assistance HP-4b Rapid Re-housing Support Services HP-4c Homelessness Prevention Financial Assistance HP-4d Homelessness Prevention Support Services HP-4e Homeless Management Information System HP-7 Coordinated Entry System
	Needs Addressed	Unsheltered Homeless Victims of Domestic Violence Transition to Permanent Housing Rapid Re-housing Homelessness Prevention Coordinated Entry System
	Funding	ESG: \$422,987 Continuum of Care: \$1,500,000 Housing First Program: \$1,500,000 Housing Placement Program: \$2,431,724 State Homeless Emergency Grants Program: \$500,000 State Homeless Shelter Program: \$13,679,000 State Outreach Program: \$2,193,661
	Description	ESG Shelter Operation funds (\$166,563) will be utilized for emergency shelter operation costs such as maintenance/repair, food, security services, supplies, utilities and insurance. ESG HPRP funds (\$249,845) will provide financial assistance and supportive services to prevent homelessness among at-risk individuals/families, and rapidly re-house those who are literally homeless and ensure stability after the ESG assistance ends. Five percent of ESG funds will be used for the State Department of Human Services administrative costs (\$22,149), and one percent will be utilized for the maintenance and operations of HMIS (\$4,430).
	Target Date	6/30/2016

	Estimate the number and type of families that will benefit from the proposed activities	<p>Emergency Shelter Operations: 1,655 homeless persons will be provided a safe place to sleep.</p> <p>Domestic Violence Emergency Shelter: 620 victims of domestic violence will be provided a safe place to sleep.</p> <p>Transition to Permanent Housing: 360 persons will achieve housing stability by transitioning from shelter living to placement in permanent housing.</p> <p>Rapid Re-housing Financial Assistance: 53 homeless households will achieve housing stability by receiving financial assistance to obtain and maintain permanent housing.</p> <p>Rapid Re-housing Support Services: 78 homeless households will achieve housing stability by receiving housing relocation and stabilization services.</p> <p>Homelessness Prevention Financial Assistance: 30 at-risk persons will achieve housing stability by receiving financial assistance to prevent homelessness.</p> <p>Homelessness Prevention Support Services: 30 at-risk persons will achieve housing stability by receiving housing relocation and stabilization services.</p>
	Location Description	<p>ESG services will be provided in the counties of:</p> <p>Hawaii: HOPE Services (Shelter/HPRP) and Child and Family Service (DV Shelter)</p> <p>Kauai: Kauai Economic Opportunity (Shelter/HPRP)</p> <p>Maui: Family Life Center (Shelter/HPRP), Ka Hale A Ke Ola Homeless Resource Center (Shelter), and Women Helping Women (DV Shelter)</p>
	Planned Activities	<p>ESG Shelter funds will provide for operational costs such as maintenance, security, food, supplies, insurance and utilities.</p> <p>ESG Homelessness Prevention and Rapid Re-housing assistance will include: Financial assistance for short and medium term rental assistance, security deposits, utility deposits and payments, moving cost assistance and rent arrears. Housing relocation and stabilization services will include case management, outreach, housing search and placement, legal services, mediation and credit repair.</p>
13	Project Name	HOME 2015-Kukui'ula Workforce Housing
	Target Area	
	Goals Supported	HR-1 New Construction/Rehab - Rental Hsg
	Needs Addressed	Rental Housing
	Funding	HOME: \$1,295,000
	Description	Projected mixed-income multifamily rental housing will provide an estimated 60 units for families, 9 of which will be HOME-assisted.
	Target Date	12/31/2018
	Estimate the number and type of families that will benefit from the proposed activities	Approximately 60 households will benefit from the production of affordable rental units in the Kukui'ula Project. Nine of these units will be assisted with anticipated PY2015 HOME program income.
	Location Description	11-acre parcel in Poipu, Island of Kauai.

	Planned Activities	
14	Project Name	HOME 2015-Kulamalu
	Target Area	
	Goals Supported	HR-3 New Constr./Rehab - Rental Hsg Special Needs
	Needs Addressed	Rental Housing
	Funding	HOME: \$50,000
	Description	Anticipated PY2015 program income of \$50,000 will be used for the Kulamalu Affordable Rentals in Pukalani, Maui. The project is a new construction project that received PY2014 HOME funds. The Kulamalu project will produce 56 affordable rental units, 14 of which will be HOME-assisted.
	Target Date	6/30/2016
	Estimate the number and type of families that will benefit from the proposed activities	The Kulamalu project will assist 56 families with affordable rental housing. Fourteen of the 56 units will be assisted with HOME funds.
	Location Description	Pukalani, Maui.
	Planned Activities	
15	Project Name	HOPWA 15 MAF STRMU
	Target Area	
	Goals Supported	HP-3 HOPWA Support Services HP-5 HOPWA Housing Financial Assistance HP-7 Coordinated Entry System
	Needs Addressed	Services for Persons with HIV/AIDS HIV/AIDS Housing Assistance Coordinated Entry System
	Funding	HOPWA: \$15,423
	Description	Provide short term rental, mortgage and utility (STRMU) and supportive services to those living with Human Immunodeficiency virus (HIV)/Acquired Immunodeficiency syndrome (AIDS).
	Target Date	6/30/2016
	Estimate the number and type of families that will benefit from the proposed activities	Estimated number of households who will receive short term housing assistance through STRMU: 6
	Location Description	HOPWA STRMU assistance will be provided in the counties of Hawaii (Hawaii Island HIV/AIDS Foundation/HIHAF), Kauai (Malama Pono) and Maui (Maui AIDS Foundation/MAF). The addresses are as follows: Malama Pono: 4357 Rice Street, Lihue, Hawaii 96766 HIHAF: 240 Nani Kailua, Suite 5, Kailua, Kona, HI, 96740 MAF: 1935 Main St., Suite 101, Wailuku, Maui, HI 96793
	Planned Activities	Provide short term rent, mortgage and utilities assistance funded by HOPWA, paid on the participant's behalf as an intervention to help households maintain their current housing to prevent homelessness.
16	Project Name	HOPWA 15 MAF Permanent Housing Placement
	Target Area	

	Goals Supported	HP-3 HOPWA Support Services HP-4e Homeless Management Information System HP-5 HOPWA Housing Financial Assistance HP-7 Coordinated Entry System
	Needs Addressed	Services for Persons with HIV/AIDS HIV/AIDS Housing Assistance Coordinated Entry System
	Funding	HOPWA: \$4,059
	Description	Provide permanent housing placement services, including security deposits which may be used to help eligible persons establish a new residence where ongoing occupancy is expected to continue.
	Target Date	6/30/2016
	Estimate the number and type of families that will benefit from the proposed activities	Estimated number of households who will receive permanent housing placement services: 4
	Location Description	HOPWA assistance will be provided in the counties of Hawaii (Hawaii Island HIV/AIDS Foundation/HHAF), Kauai (Malama Pono) and Maui (Maui AIDS Foundation/MAF). The addresses are as follows: Malama Pono: 4357 Rice Street, Lihue, Hawaii 96766 HHAF: 240 Nani Kailua, Suite 5, Kailua, Kona, HI, 96740 MAF: 1935 Main St., Suite 101, Wailuku, Maui, HI 96793
	Planned Activities	Households assisted by STRMU funds will receive assistance with security deposits and support services.
17	Project Name	HOPWA15 MAF Support Services
	Target Area	
	Goals Supported	HP-3 HOPWA Support Services HP-4e Homeless Management Information System HP-7 Coordinated Entry System
	Needs Addressed	Services for Persons with HIV/AIDS Coordinated Entry System
	Funding	HOPWA: \$49,056
	Description	Provide supportive services such as health care accessibility, transportation, housing information, with or without housing activities, to those living with Human Immunodeficiency virus (HIV)/Acquired Immunodeficiency syndrome (AIDS).
	Target Date	6/30/2016
	Estimate the number and type of families that will benefit from the proposed activities	Estimated number of persons who will be provided with supportive services (only) during the program year: 516 Estimated number of persons who will be provided with supportive services and HOPWA housing assistance during the program year: 36
	Location Description	HOPWA assistance will be provided in the counties of Hawaii (Hawaii Island HIV/AIDS Foundation/HHAF), Kauai (Malama Pono) and Maui (Maui AIDS Foundation/MAF). The addresses are as follows: Malama Pono: 4357 Rice Street, Lihue, Hawaii 96766 HHAF: 240 Nani Kailua, Suite 5, Kailua, Kona, HI, 96740 MAF: 1935 Main St., Suite 101, Wailuku, Maui, HI 96793

	Planned Activities	Provide supportive services including counseling and referrals for physical and mental health; assessment; permanent housing placement; drug and alcohol abuse treatment and counseling; personal assistance; nutritional services; intensive care, when required; and assistance in gaining access to local, State, and Federal government benefits and services. Health services shall only be provided to individuals with HIV/AIDS or related diseases.
18	Project Name	HOPWA 15 MAF Admin
	Target Area	
	Goals Supported	HP-6 Administration
	Needs Addressed	Planning and Administration
	Funding	HOPWA: \$14,019
	Description	Project Sponsor Maui AIDS Foundation administrative funds for administering, coordination, evaluation, record-keeping and reporting by the staff assigned to the HOPWA Program.
	Target Date	6/30/0016
	Estimate the number and type of families that will benefit from the proposed activities	N/A
	Location Description	Maui AIDS Foundation: 1935 Main St., Suite 101, Wailuku, Maui, HI 96793
	Planned Activities	Program administration activities including monitoring program compliance, preparing HUD reports and documents, program budget, and evaluating program results.
1	Project Name	HOME 2015-Hale Ulu Hoi I & II Apartments
	Target Area	
	Goals Supported	HR-3 New Constr./Rehab - Rental Hsg Special Needs
	Needs Addressed	Rental Housing
	Funding	HOME: \$400,000
	Description	The non-profit, The ARC of Hilo will utilize HOME funds for rehabilitation and renovation of the Hale Ulu Hoi I (built in 1982) and Hale Ulu II (built in 1991) A total of 36 one bedroom/one bath apartments for the elderly and disabled will be renovated and will provide 3 HOME assisted units.
	Target Date	10/31/2017
	Estimate the number and type of families that will benefit from the proposed activities	Approximately 36 special needs households will benefit from the rehabilitation of 36 rental units in the project; of the 36, three units will receive HOME assistance.
	Location Description	1303-1305 Ululani Street, Hilo, HI 96720 Census Tract 2015 TMKs: 3-2-4-56-24 & 3-2-4-56-2
	Planned Activities	Kitchen and bathroom remodel and upgrades, laundry facility remodel and upgrades, utility upgrades, adding of air conditioning, development of an indoor community meeting space, parking area resurfacing, landscaping improvements, solar energy installation.
2	Project Name	HOME 2015-Habitat for Humanity-Affordable Workforce Hsg

	Target Area	
	Goals Supported	HO-1 New construction/rehab - For Sale Housing
	Needs Addressed	Affordable Homeownership Opportunities
	Funding	HOME: \$600,000
	Description	The non-profit, Habitat for Humanity West Hawaii, will utilize HOME funds to pay for a portion of the construction of 6 homes to provide decent, affordable housing for low income working families in Waikoloa, Hawaii.
	Target Date	4/30/2017
	Estimate the number and type of families that will benefit from the proposed activities	6 low income working families
	Location Description	Kamakoa Nui Community, South Kohala Census Tract 217.01 TMKs: 6-8-30-189, 6-8-30-191, 6-8-30-192, 6-8-30-193, 6-8-30-246, 6-8-60-248
	Planned Activities	Habitat for Humanity West Hawaii intends to acquire 2 lots and construct 4 new homes on previously acquired lots in the Kamakoa Nui Community. Lot sizes range from 4,500 square feet to 8,500 square feet and will be interspersed with the County's lots throughout the Kamakoa Nui Community.
3	Project Name	HOME 2015-Mohouli Heights Senior Neighborhood Phase II
	Target Area	
	Goals Supported	HR-3 New Constr./Rehab - Rental Hsg Special Needs
	Needs Addressed	Rental Housing
	Funding	HOME: \$669,287
	Description	Hawaii Island Community Development Corporation (CHDO) will utilize HOME funds to pay a portion of the construction costs for 30, 1 bedroom, low income senior units.
	Target Date	1/31/2017
	Estimate the number and type of families that will benefit from the proposed activities	30 Total One bedroom units for the elderly, 5 of which will be HOME assisted units.
	Location Description	Hilo, Hawaii 96720 Census Tract 208.02 TMK: 2-4-1-184
	Planned Activities	Hawaii Island Community Development Corporation intends to construct 30 1 bedroom low income rental units for senior households. The units will be designed and built with senior use and accessibility in mind. There will be ample lighting and household controls within easy reach. Bathrooms will be outfitted with grab bars around tubs/showers and toilets. The units will be housed in multiple structures that will include accessible living units, laundry, mailboxes, an activity room and an office.
4	Project Name	HOME 2015-Tenant Based Rental Assistance
	Target Area	

	Goals Supported	HR-2 Tenant Based Rental Assistance
	Needs Addressed	Rental Housing
	Funding	HOME: \$646,237
	Description	The County of Hawaii will administer the Tenant Based Rental Assistance Program to assist very low and low income households in subsidizing their rent payments similar to the Housing Choice Voucher program (Section 8).
	Target Date	
	Estimate the number and type of families that will benefit from the proposed activities	20 very low and low households
	Location Description	Island wide
	Planned Activities	Tenant Based Rental Assistance vouchers will be used to assist very low and low income households in subsidizing their rent payments similar to the Housing Choice Voucher program (Section 8).
5	Project Name	HOME 2015-West Hawaii Micro-Unit Housing
	Target Area	
	Goals Supported	H-1 Transitional Housing Units
	Needs Addressed	Transition to Permanent Housing Rental Housing
	Funding	HOME: \$276,427
	Description	The County of Hawaii will use HOME funds to pay a portion of the costs to do site work and acquire 7 4-plex micro units and 1 ADA 4-plex micro unit, totaling 32 units as transitional housing for the chronic homeless. The micro units are 10'x8' with room enough for a bed, lavatory, and sink. The units will consist of a covered lanai with ramps for wheel chair accessibility. Site work will include excavation for water, sewer and electrical lines.
	Target Date	5/31/2017
	Estimate the number and type of families that will benefit from the proposed activities	32 chronically homeless households
	Location Description	74-5593 Pawai Place, Kailua-Kona, HI 96740 Census Tract 216.01 TMK 7-4-010-020
	Planned Activities	Prepare parcel and acquire 32 micro housing units to provide permanent, long-term housing for the chronically homeless.
6	Project Name	HOME 2015-Kumakua Mutual Self-Help Housing Phase II
	Target Area	
	Goals Supported	HO-2 Self Help Housing
	Needs Addressed	Affordable Homeownership Opportunities
	Funding	HOME: \$160,000

	Description	The non profit, Hawaii Island Community Development Corporation (CHDO) will utilize HOME funds to pay a portion of the costs to acquire land and construct 8 affordable, self-help homes for very low and low income households in Kapaau, Hawaii. These units will be 3 bedroom, 2 bath, 2 carport homes.
	Target Date	6/30/2018
	Estimate the number and type of families that will benefit from the proposed activities	8 very low and low income families
	Location Description	Various addresses on Hooke St., Kapaau, Hawaii 96755 Census Tract 218 5-5-19-31, 5-5-19-32, 5-5-19-33, 5-5-19-34, 5-5-19-35, 5-5-19-36, 5-5-19-37, 5-5-19-41
	Planned Activities	Hawaii Island Community Development Corporation intends to acquire land and build 8 affordable self help homes. The homes will be 3 bedroom, 2 bath, 2 carport units with driveway and septic system.
7	Project Name	HOME 2015-Administration-County of Hawaii
	Target Area	
	Goals Supported	HP-6 Administration
	Needs Addressed	Planning and Administration
	Funding	HOME: \$150,108
	Description	The County of Hawaii will utilize HOME funds to administer and coordinate the County's HOME program to ensure effective and timely project implementation in accordance with all applicable HUD rules and regulations.
	Target Date	
	Estimate the number and type of families that will benefit from the proposed activities	N/A
	Location Description	Office of Housing and Community Development, 50 Wailuku Drive, Hilo, HI 96720
	Planned Activities	Planning and Administration
8	Project Name	HOME 2015-Administration-HHFDC
	Target Area	
	Goals Supported	HA-1 Program Administration HA-2 Housing Study
	Needs Addressed	Planning and Administration
	Funding	HOME: \$150,108
	Description	The Hawaii Housing Finance and Development Corporation (HHFDC) will utilize HOME funds to administer and coordinate the State's HOME program to ensure effective and timely project implementation in accordance with all applicable HUD rules and regulations.
	Target Date	

	Estimate the number and type of families that will benefit from the proposed activities	N/A
	Location Description	Hawaii Housing Finance and Development Corporation 677 Queen St., Suite 300 Honolulu, HI 96813
	Planned Activities	Planning and Administration
9	Project Name	HOME 2015-Rice Camp Phase 2
	Target Area	
	Goals Supported	HR-3 New Constr./Rehab - Rental Hsg Special Needs
	Needs Addressed	Rental Housing
	Funding	HOME: \$500,000
	Description	The County of Kauai intends to utilize prior years allocations of HOME funds for the Rice Camp Phase 2 project. The funds will be used for new construction of 30 senior rental units in Lihue, Kauai, 5 of which will be HOME assisted.
	Target Date	
	Estimate the number and type of families that will benefit from the proposed activities	5 HOME assisted elderly units will be provided
	Location Description	Lihue, Kauai
	Planned Activities	Funds will be used for new construction of 30 senior rental units with an estimated completion date of Fall, 2017.
10	Project Name	HOPWA15 MAF TBRA
	Target Area	
	Goals Supported	HR-2 Tenant Based Rental Assistance HP-3 HOPWA Support Services HP-4e Homeless Management Information System HP-5 HOPWA Housing Financial Assistance HP-7 Coordinated Entry System
	Needs Addressed	Services for Persons with HIV/AIDS HIV/AIDS Housing Assistance Coordinated Entry System Rental Housing
	Funding	HOPWA: \$117,711
	Description	Providing tenant based rental assistance (TBRA) to those living with Human Immunodeficiency virus (HIV)/Acquired Immunodeficiency syndrome (AIDS).
	Target Date	6/30/2016
	Estimate the number and type of families that will benefit from the proposed activities	HOPWA Tenant Based Rental Assistance: 15 households with HIV/AIDS will receive financial assistance to secure and maintain permanent housing.

	Location Description	HOPWA assistance will be provided in the counties of Hawaii (Hawaii Island HIV/AIDS Foundation/HIHAF), Kauai (Malama Pono) and Maui (Maui AIDS Foundation/MAF). The addresses are as follows: Malama Pono: 4357 Rice Street, Lihue, Hawaii 96766 HIHAF: 240 Nani Kailua, Suite 5, Kailua, Kona, HI, 96740 MAF: 1935 Main St., Suite 101, Wailuku, Maui, HI 96793
	Planned Activities	The Neighbor Island Housing Program, comprised of Hawaii Island HIV/AIDS Foundation, Malama Pono and Maui AIDS Foundation (lead agency and sponsor), will provide tenant-based rental assistance (TBRA) and supportive services to those living with Human Immunodeficiency virus (HIV)/Acquired Immunodeficiency syndrome (AIDS).
11	Project Name	HOPWA15 Hawaii DHS Admin
	Target Area	
	Goals Supported	HP-3 HOPWA Support Services
	Needs Addressed	
	Funding	HOPWA: \$6,193
	Description	The Hawaii State Department of Human Services (DHS), the HOPWA program administrator, will support the provision of effective program administration.
	Target Date	6/30/2016
	Estimate the number and type of families that will benefit from the proposed activities	N/A
	Location Description	Department of Human Services, Homeless Programs Office, 820 Mililani Street, Suite 606, Honolulu, Hawaii 96813
	Planned Activities	General program management, oversight, monitoring, and coordination of CoC meetings and trainings.
12	Project Name	ESG15 Hawaii
	Target Area	
	Goals Supported	HP-1 Emergency Shelter Operations HP-2 Domestic Violence Emergency Shelter HP-4 Transition to Permanent Housing HP-4a Rapid Re-housing Financial Assistance HP-4b Rapid Re-housing Support Services HP-4c Homelessness Prevention Financial Assistance HP-4d Homelessness Prevention Support Services HP-4e Homeless Management Information System HP-7 Coordinated Entry System
	Needs Addressed	Unsheltered Homeless Victims of Domestic Violence Transition to Permanent Housing Rapid Re-housing Homelessness Prevention Coordinated Entry System

Funding	<p>ESG: \$422,987</p> <p>Continuum of Care: \$1,500,000</p> <p>Housing First Program: \$1,500,000</p> <p>Housing Placement Program: \$2,431,724</p> <p>State Homeless Emergency Grants Program: \$500,000</p> <p>State Homeless Shelter Program: \$13,679,000</p> <p>State Outreach Program: \$2,193,661</p>
Description	<p>ESG Shelter Operation funds (\$166,563) will be utilized for emergency shelter operation costs such as maintenance/repair, food, security services, supplies, utilities and insurance. ESG HPRP funds (\$249,845) will provide financial assistance and supportive services to prevent homelessness among at-risk individuals/families, and rapidly re-house those who are literally homeless and ensure stability after the ESG assistance ends. Five percent of ESG funds will be used for the State Department of Human Services administrative costs (\$22,149), and one percent will be utilized for the maintenance and operations of HMIS (\$4,430).</p>
Target Date	6/30/2016
Estimate the number and type of families that will benefit from the proposed activities	<p>Emergency Shelter Operations: 1,655 homeless persons will be provided a safe place to sleep.</p> <p>Domestic Violence Emergency Shelter: 620 victims of domestic violence will be provided a safe place to sleep.</p> <p>Transition to Permanent Housing: 360 persons will achieve housing stability by transitioning from shelter living to placement in permanent housing.</p> <p>Rapid Re-housing Financial Assistance: 53 homeless households will achieve housing stability by receiving financial assistance to obtain and maintain permanent housing.</p> <p>Rapid Re-housing Support Services: 78 homeless households will achieve housing stability by receiving housing relocation and stabilization services.</p> <p>Homelessness Prevention Financial Assistance: 30 at-risk persons will achieve housing stability by receiving financial assistance to prevent homelessness.</p> <p>Homelessness Prevention Support Services: 30 at-risk persons will achieve housing stability by receiving housing relocation and stabilization services.</p>
Location Description	<p>ESG services will be provided in the counties of:</p> <p>Hawaii: HOPE Services (Shelter/HPRP) and Child and Family Service (DV Shelter)</p> <p>Kauai: Kauai Economic Opportunity (Shelter/HPRP)</p> <p>Maui: Family Life Center (Shelter/HPRP), Ka Hale A Ke Ola Homeless Resource Center (Shelter), and Women Helping Women (DV Shelter)</p>

	Planned Activities	ESG Shelter funds will provide for operational costs such as maintenance, security, food, supplies, insurance and utilities. ESG Homelessness Prevention and Rapid Re-housing assistance will include: Financial assistance for short and medium term rental assistance, security deposits, utility deposits and payments, moving cost assistance and rent arrears. Housing relocation and stabilization services will include case management, outreach, housing search and placement, legal services, mediation and credit repair.
13	Project Name	HOME 2015-Kukui'ula Workforce Housing
	Target Area	
	Goals Supported	HR-1 New Construction/Rehab - Rental Hsg
	Needs Addressed	Rental Housing
	Funding	HOME: \$1,295,000
	Description	Projected mixed-income multifamily rental housing will provide an estimated 60 units for families, 9 of which will be HOME-assisted.
	Target Date	12/31/2018
	Estimate the number and type of families that will benefit from the proposed activities	Approximately 60 households will benefit from the production of affordable rental units in the Kukui'ula Project. Nine of these units will be assisted with anticipated PY2015 HOME program income.
	Location Description	11-acre parcel in Poipu, Island of Kauai.
	Planned Activities	
14	Project Name	HOME 2015-Kulamalu
	Target Area	
	Goals Supported	HR-3 New Constr./Rehab - Rental Hsg Special Needs
	Needs Addressed	Rental Housing
	Funding	HOME: \$50,000
	Description	Anticipated PY2015 program income of \$50,000 will be used for the Kulamalu Affordable Rentals in Pukalani, Maui. The project is a new construction project that received PY2014 HOME funds. The Kulamalu project will produce 56 affordable rental units, 14 of which will be HOME-assisted.
	Target Date	6/30/2016
	Estimate the number and type of families that will benefit from the proposed activities	The Kulamalu project will assist 56 families with affordable rental housing. Fourteen of the 56 units will be assisted with HOME funds.
	Location Description	Pukalani, Maui.
	Planned Activities	
15	Project Name	HOPWA 15 MAF STRMU
	Target Area	
	Goals Supported	HP-3 HOPWA Support Services HP-5 HOPWA Housing Financial Assistance HP-7 Coordinated Entry System
	Needs Addressed	Services for Persons with HIV/AIDS HIV/AIDS Housing Assistance Coordinated Entry System

	Funding	HOPWA: \$15,423
	Description	Provide short term rental, mortgage and utility (STRMU) and supportive services to those living with Human Immunodeficiency virus (HIV)/Acquired Immunodeficiency syndrome (AIDS).
	Target Date	6/30/2016
	Estimate the number and type of families that will benefit from the proposed activities	Estimated number of households who will receive short term housing assistance through STRMU: 6
	Location Description	HOPWA STRMU assistance will be provided in the counties of Hawaii (Hawaii Island HIV/AIDS Foundation/HHAF), Kauai (Malama Pono) and Maui (Maui AIDS Foundation/MAF). The addresses are as follows: Malama Pono: 4357 Rice Street, Lihue, Hawaii 96766 HHAF: 240 Nani Kailua, Suite 5, Kailua, Kona, HI, 96740 MAF: 1935 Main St., Suite 101, Wailuku, Maui, HI 96793
	Planned Activities	Provide short term rent, mortgage and utilities assistance funded by HOPWA, paid on the participant's behalf as an intervention to help households maintain their current housing to prevent homelessness.
16	Project Name	HOPWA 15 MAF Permanent Housing Placement
	Target Area	
	Goals Supported	HP-3 HOPWA Support Services HP-4e Homeless Management Information System HP-5 HOPWA Housing Financial Assistance HP-7 Coordinated Entry System
	Needs Addressed	Services for Persons with HIV/AIDS HIV/AIDS Housing Assistance Coordinated Entry System
	Funding	HOPWA: \$4,059
	Description	Provide permanent housing placement services, including security deposits which may be used to help eligible persons establish a new residence where ongoing occupancy is expected to continue.
	Target Date	6/30/2016
	Estimate the number and type of families that will benefit from the proposed activities	Estimated number of households who will receive permanent housing placement services: 4
	Location Description	HOPWA assistance will be provided in the counties of Hawaii (Hawaii Island HIV/AIDS Foundation/HHAF), Kauai (Malama Pono) and Maui (Maui AIDS Foundation/MAF). The addresses are as follows: Malama Pono: 4357 Rice Street, Lihue, Hawaii 96766 HHAF: 240 Nani Kailua, Suite 5, Kailua, Kona, HI, 96740 MAF: 1935 Main St., Suite 101, Wailuku, Maui, HI 96793
17	Planned Activities	Households assisted by STRMU funds will receive assistance with security deposits and support services.
	Project Name	HOPWA15 MAF Support Services
	Target Area	

	Goals Supported	HP-3 HOPWA Support Services HP-4e Homeless Management Information System HP-7 Coordinated Entry System
	Needs Addressed	Services for Persons with HIV/AIDS Coordinated Entry System
	Funding	HOPWA: \$49,056
	Description	Provide supportive services such as health care accessibility, transportation, housing information, with or without housing activities, to those living with Human Immunodeficiency virus (HIV)/Acquired Immunodeficiency syndrome (AIDS).
	Target Date	6/30/2016
	Estimate the number and type of families that will benefit from the proposed activities	Estimated number of persons who will be provided with supportive services (only) during the program year: 516 Estimated number of persons who will be provided with supportive services and HOPWA housing assistance during the program year: 36
	Location Description	HOPWA assistance will be provided in the counties of Hawaii (Hawaii Island HIV/AIDS Foundation/HHAF), Kauai (Malama Pono) and Maui (Maui AIDS Foundation/MAF). The addresses are as follows: Malama Pono: 4357 Rice Street, Lihue, Hawaii 96766 HHAF: 240 Nani Kailua, Suite 5, Kailua, Kona, HI, 96740 MAF: 1935 Main St., Suite 101, Wailuku, Maui, HI 96793
	Planned Activities	Provide supportive services including counseling and referrals for physical and mental health; assessment; permanent housing placement; drug and alcohol abuse treatment and counseling; personal assistance; nutritional services; intensive care, when required; and assistance in gaining access to local, State, and Federal government benefits and services. Health services shall only be provided to individuals with HIV/AIDS or related diseases.
18	Project Name	HOPWA 15 MAF Admin
	Target Area	
	Goals Supported	HP-6 Administration
	Needs Addressed	Planning and Administration
	Funding	HOPWA: \$14,019
	Description	Project Sponsor Maui AIDS Foundation administrative funds for administering, coordination, evaluation, record-keeping and reporting by the staff assigned to the HOPWA Program.
	Target Date	6/30/0016
	Estimate the number and type of families that will benefit from the proposed activities	N/A
	Location Description	Maui AIDS Foundation: 1935 Main St., Suite 101, Wailuku, Maui, HI 96793
	Planned Activities	Program administration activities including monitoring program compliance, preparing HUD reports and documents, program budget, and evaluating program results.

AP-40 Section 108 Loan Guarantee – 91.320(k)(1)(ii)

Will the state help non-entitlement units of general local government to apply for Section 108 loan funds?

No

Available Grant Amounts

Not applicable.

Acceptance process of applications

Not applicable.

AP-45 Community Revitalization Strategies – 91.320(k)(1)(ii)

Will the state allow units of general local government to carry out community revitalization strategies?

No

State's Process and Criteria for approving local government revitalization strategies

AP-50 Geographic Distribution – 91.320(f)

Description of the geographic areas of the state (including areas of low-income and minority concentration) where assistance will be directed

The HOME, ESG and HOPWA program funds will be used in the State of Hawaii, particularly in the Counties of Hawaii, Kauai, and Maui. Although most projects and activities will benefit areas of minority concentration, funds will not be specifically targeted for that sole purpose.

Geographic Distribution

Target Area	Percentage of Funds
Rural Counties	100

Table 62 - Geographic Distribution

Rationale for the priorities for allocating investments geographically

The HOME, ESG and HOPWA program funds will be used in the State of Hawaii, focused in the rural counties of Hawaii, Kauai and Maui. The City and County of Honolulu receives its own allocation of HOME, ESG and HOPWA funds. Although most projects and activities will benefit areas of minority concentration, funds will not be specifically targeted for that purpose.

When the National Housing Trust Fund (HTF) program comes online, funds may be used in all counties of the State, including Honolulu. HHFDC has been designated by the Governor as the agency to administer the HTF program, and will determine the goals, objectives, and methods of distribution.

Discussion

The State distributes its annual HOME funds allocation among the Counties of Hawaii, Kauai and Maui (as "State Recipients"). State Recipients do not allocate their HOME funds based on geographic areas. In general the HOME funds are allocated through a Request for Proposal process which ranks and rates projects for program eligibility, the extent to which a proposal meets the needs of the community, and meeting the Consolidated Plan priorities, objectives and performance measures.

Affordable Housing

AP-55 Affordable Housing – 24 CFR 91.320(g)

Introduction:

The State of Hawaii has a severe shortage of affordable housing. Statewide, approximately 64,100 housing units are projected to be needed from 2014-2020. This includes an estimated backlog of 25,900 housing units and the projected demand for approximately 38,200 new housing units to accommodate household growth. Households with incomes of 80% and below the area median income (AMI) are targeted for rental assistance, while households with incomes from 80-140% AMI are targeted for homeownership assistance. Approximately 27,200 affordable rental housing units and 16,500 affordable for-sale units are estimated to be needed by 2020.

One Year Goals for the Number of Households to be Supported	
Homeless	1,760
Non-Homeless	28
Special-Needs	5
Total	1,793

Table 63 - One Year Goals for Affordable Housing by Support Requirement

One Year Goals for the Number of Households Supported Through	
Rental Assistance	20
The Production of New Units	2
Rehab of Existing Units	5
Acquisition of Existing Units	6
Total	33

Table 64 - One Year Goals for Affordable Housing by Support Type

Discussion:

Over the next 5 years, HOME funds will support the production of approximately 300 affordable housing units, 135 of which will be HOME-assisted. Approximately 100 households will be assisted with tenant-based rental assistance.

AP-60 Public Housing - 24 CFR 91.320(j)

Introduction:

HPHA's waitlist for public housing units as of July 1, 2013 totaled more than 9,600. Of these, 9,055 were families with extremely low income, 30% or less AMI. Waitlisted families with children total 3,825, while elderly families and families with disabilities total nearly 2,000 each. Families on HPHA's waitlist for Section 8 as of January 2, 2015 totaled more than 4,300; of these, families with extremely low incomes totaled 4,037. More support and assistance is clearly needed for this segment of the population.

Actions planned during the next year to address the needs to public housing

HPHA's waitlist for public housing units as of July 1, 2013 totaled more than 9,600; the HPHA continues to turnover vacant units as quickly as possible by employing effective maintenance and management policies and outsourcing labor where appropriate, to minimize the number of off-line housing units. The HPHA is also seeking to increase the number of affordable housing units by applying for additional section 8 units should they become available, by leveraging affordable housing resources through the creation of mixed-financing housing; and by pursuing housing resources other than public housing or section 8 tenant based assistance.

To offset decreases in federal program funding, HPHA is also requesting Capital Improvement Project funding from the State Legislature in order to address the physical needs of the agency's public housing properties. The HPHA also continues to provide training to all employees with regard to Fair Housing and Limited English Proficiency laws to better assist its residents.

Actions to encourage public housing residents to become more involved in management and participate in homeownership

The HPHA continues to operate the Tenant Aide Program for federal low-income public housing residents, continues to fill vacant positions in the Property Management and Maintenance Services Branch to assist residents in accessing resident services and case management.

If the PHA is designated as troubled, describe the manner in which financial assistance will be provided or other assistance

The Hawaii Public Authority is not designated as Troubled.

Discussion:

AP-65 Homeless and Other Special Needs Activities – 91.320(h)

Introduction

Through the collaborative efforts of the Hawaii Interagency Council and many other interested stakeholders, a unified, robust strategic plan for the State of Hawaii has been developed. From this strong foundation emerged a clear direction for Bridging the Gap and DHS/HPO to frame the State's Action Plan.

Describe the jurisdictions one-year goals and actions for reducing and ending homelessness including

Reaching out to homeless persons (especially unsheltered persons) and assessing their individual needs

A cohesive, coordinated outreach effort is being implemented in the rural counties to ensure that the individuals and families assessed via VI-SPDAT with the highest acuity are prioritized for a permanent supportive housing level of care. The State Homeless Outreach Program will continue to provide comprehensive geographic coverage of the State's four counties: Oahu, Maui, Kauai and Hawaii. The rural counties will ramp up the use of the coordinated entry system in FY15. The outreach agencies contracted by the State seek out the unsheltered homeless on beaches, in parks, on the streets, and other places where the homeless congregate. The unsheltered homeless and at-risk population who might not otherwise receive assistance are provided with basic intake and assessment to identify their individual needs and barriers. The Outreach Program facilitates a more stable living condition through the access to permanent housing. The agencies are required to:

- i. Provide coordinated entry with the unsheltered.
- ii. Address and provide access to basic survival needs, including without limitation: food and/or shelter; medical attention; clothing; supportive services; access to financial and medical benefits; and legal assistance.
- iii. Provide representative payee program services to help the seriously mentally ill to manage their finances.
- iv. Encourage and form open relationships and trust with participants.
- v. Help participants to implement solutions to address barriers and initiating the transition to permanent housing and self-sufficiency by linking homeless persons with appropriate community services.
- vi. Complete a Vulnerability Index-Service Prioritization Decision Assistance Tool (VI-SPDAT) on each homeless individual and/or family encountered. Oahu providers must submit the VI-SPDAT to Hale O Malama, the coordinated entry system established by the Continuum of Care (CoC). The neighbor island providers, through Bridging the Gap, have been kept informed and have observed the coordinated assessment process with the knowledge that such a system for their CoC must also be operationalized in the very near future.

BTG members were offered training on the administration of the VI-SPDAT in the fall of 2014 by PHOCUSED, the Oahu-based agency that is operationalizing the coordinated entry system. Members require on-going training in the VI-SPDAT, and have been encouraged to utilize online training opportunities.

The State's goal for PY15 is to provide outreach services to 3,200 persons in the rural counties.

Addressing the emergency shelter and transitional housing needs of homeless persons

The ESG Shelter Operations and the State Homeless Shelter Program will continue to fund emergency and transitional shelters with the intent to achieve broad geographic accessibility throughout the state. Hawaii's shelters provide a secure environment where individuals and families can stabilize their lives, address their needs and strengthen their economic situation. These facilities provide a broad spectrum of services to address the multiple needs of homeless clients, including substance abuse, mental health and educational services; job and life skills training; and family support.

As the first step, all shelters provide access to basic needs, such as a safe and decent place to sleep, prepared meals and/or food/kitchen facilities, hygiene essentials, and clothing. Each shelter will be contractually required to utilize a common assessment tool (VI-SPDAT) and submit the survey to Hale O Malama, the State's Coordinated Entry System. The system is being further developed as a tool to help emergency and transitional shelter providers better assess level of care needed by clients, determining which individuals/families could best benefit from shelter services.

For those entering shelters, an intake and assessment will be performed to identify the individual's areas of need (i.e., health, education, substance abuse problems, employment skills, etc.). These are then incorporated into a social service plan that focuses on the participant's individual goals, achievement activities, and a timeline for completion. The shelters also provide referrals and on-site classes or services to further assist clients in realizing their goals, permanent housing being the priority.

In FY15, the State anticipates serving 1,760 unsheltered homeless and 620 victims of domestic violence in the three rural counties.

Helping homeless persons (especially chronically homeless individuals and families, families with children, veterans and their families, and unaccompanied youth) make the transition to permanent housing and independent living, including shortening the period of time that individuals and families experience homelessness, facilitating access for homeless individuals and families to affordable housing units, and preventing individuals and families who were recently homeless from becoming homeless again

The State will strategically use state funds (less restrictive than federal funds) to create a system of care for needy individuals and families at a broad range of Area Median Income. Federal Emergency Solutions Grant funds (HPRP) are restricted to those at 30% of AMI, yet there are many people who earn between 30-60% of AMI who need and would benefit from assistance. The State's programs, including the Housing Placement Program and State Homeless Emergency Grant program are geared to address those who are in this income level.

Some of the planned refinements in our homeless service system include helping homeless shelter providers to develop the capacity to deliver services to individuals and families in permanent housing vs. in the traditional shelter setting. Shelter service providers will be incentivized to implement diversion strategies so that families do not enter their shelters and instead pursue permanent housing.

The State will continue to revise contractual requirements for emergency and transitional shelters to reflect a Housing First modality. For example, tracking the length of stay for clients, promoting (and eventually incentivizing) shorter lengths of stay, focusing services on permanent housing and housing stability as the goal.

Additionally, the State will continue a planned, incremental conversion of transitional housing (shelter) inventory to permanent housing. Service providers on Oahu and on the neighbor islands have been able to convert some transitional shelter units to permanent housing with the use of County HOME funds, and via State funds. For example, a 48 unit transitional shelter on Oahu will be fully converted to affordable housing inventory by August, 2015. The state supported and drove the conversion of this property to create additional housing stock for the community, and to simultaneously ensure that support services for the client population was provided at necessary levels. These planned conversions of units will continue to be pursued at a statewide level.

Helping low-income individuals and families avoid becoming homeless, especially extremely low-income individuals and families and those who are: being discharged from publicly funded institutions and systems of care (such as health care facilities, mental health facilities, foster care and other youth facilities, and corrections programs and institutions); or, receiving assistance from public or private agencies that address housing, health, social services, employment, education, or youth needs

The State will continue to combine Emergency Solutions Grant funding and complementary state funding, including the State Homeless Emergency Grant Program, to address homelessness prevention. Additionally, the State will continue to encourage the strategic use of local (county) resources to address the needs of at-risk individuals and families.

The State will also continue the work of the Hawaii Interagency Council on Homelessness to create “common ground” solutions between large public systems such as hospitals, prisons and mental institutions regarding resource allocation and discharge planning both for the homeless and non-homeless populations.

Hospitals across the State are being actively engaged with the HICH’s efforts to end homelessness. As part of the state’s strategies, chronic homeless that have the highest acuity have been prioritized for placement and services in permanent supportive housing. This does not mean, however, that other vulnerable populations have been forgotten. The Affordable Care Act (ACA) has prompted hospitals to become more engaged with the homeless system of care. These partnerships have launched additional discussions about how homeless resources may be utilized to prevent exiting patients from becoming

homeless again.

The HICH and the State's Homeless Programs Office will also be working with private partner entities such as HMSA, Ohana Health, and AlohaCare to explore potential avenues to engage contracted service providers in far reaching training. Although these discussions have just been initiated in 2015, the expectation is that training in evidence based best practices for case management, critical time intervention, and harm reduction can be accessed across the state. These evidence based practices are all applicable to the target populations being serviced, and will hopefully assure a more consistent level of training among those who are expected to provide the "support services" in the permanent supportive housing model.

Discussion

AP-70 HOPWA Goals – 91.320(k)(4)

One year goals for the number of households to be provided housing through the use of HOPWA for:	
Short-term rent, mortgage, and utility assistance to prevent homelessness of the individual or family	6
Tenant-based rental assistance	15
Units provided in permanent housing facilities developed, leased, or operated with HOPWA funds	0
Units provided in transitional short-term housing facilities developed, leased, or operated with HOPWA funds	0
Total	21

AP-75 Barriers to affordable housing – 91.320(i)

Introduction:

Many factors contribute to the shortage of housing and consequently, the lack of affordability in housing in the State. Included are demographic changes, market forces, changes in federal housing policy, changes in federal tax policy, and development constraints (including lack of "reasonably priced", developable land; lack of infrastructure; high development costs; government regulations; community opposition; and growing environmental requirements).

Actions it planned to remove or ameliorate the negative effects of public policies that serve as barriers to affordable housing such as land use controls, tax policies affecting land, zoning ordinances, building codes, fees and charges, growth limitations, and policies affecting the return on residential investment

Integral to any strategy to remove or ameliorate the barriers to affordable housing is collaboration through public-private partnerships. Partnerships are needed to educate decision-makers, be at the table to champion affordable housing, and find ways to incentivize the development of affordable housing.

Tax Policy strategies -- Continue to utilize section 201H-36, HRS which authorizes the HHFDC and the counties to approve and certify for exemption from general excise taxes any qualified person or firm involved with a newly constructed, or moderately or substantially rehabilitated affordable housing project.

Provide lawmakers with information on the success of Housing Bond and Low Income Housing Tax Credit programs and request increased credit resources to help combat the affordable housing crisis.

Government regulation strategies -- Continue to utilize section 201H-38, HRS which provides eligible affordable housing projects with an expedited process to obtain land use and zoning approvals. It also provides greater flexibility in the design of housing projects.

Continue to work to accelerate regulatory and building permits by supporting third party reviews, eliminating duplicative reviews at the State and County levels, and creating design standards for workforce housing, as well as transit-oriented development. Participate in pilot projects, such as micro-apartment units or container housing, to find ways to reduce development costs.

Infrastructure strategies -- Implement alternative financing mechanisms to fund infrastructure improvements including community facilities districts and tax increment financing. Explore mixed-use developments that incorporate affordable housing and other community services in close proximity to high quality public transit.

Resource strategies -- Continue to make government land and financing resources (e.g., Rental Housing Trust Fund, LIHTCs) available for affordable housing development. Explore alternative financing sources including a Transit Oriented Affordable Housing (TOAH) Fund which is a public-private financing resource funded by government, philanthropic and financial entities for the development of affordable housing and community facilities near transit lines.

Continue to advocate for funding for the Rental Housing Trust Fund and capital improvement project funds for affordable rental housing projects.

Explore additional incentives for private development participation in the development of affordable housing. Also explore opportunities to collaborate with new public partners in the mixed-use residential development of government land.

Discussion:

AP-85 Other Actions – 91.320(j)

Introduction:

As a condition to receiving HUD Community Planning & Development funding such as the HOME Investment Partnerships, grantees like HHFDC are required to affirmatively further the purposes of the Fair Housing Act. To help identify impediments to fair housing choice, grantees do an Analysis of Impediments to Fair Housing Choice (AI) that analyzes existing conditions affecting fair housing, identifies impediments to fair housing, and proposes an agency action plan outlining steps to reduce the impediments. Generally, HHFDC has updated its AI every 5 years to coincide with the Consolidated Plan. HHFDC's last AI was completed in 2010.

HUD is currently proposing a new structure and process to provide grantees with guidance, data, and an assessment template for grantees to complete. However, HUD's template will not be ready in time for the upcoming 5-year Consolidated Plan.

For Consolidated Plan purposes, HUD Honolulu's CPD Director has suggested that its grantees proceed with an internal, staff update of its 2010 AI, to be included in the upcoming 5-year Consolidated Plan due in May 2015. The staff update, attached to this plan as a Grantee Unique Exhibit, consists of a review of the 2010 AI and recommended action plan, steps taken to reduce impediments to fair housing, and steps that remain to be taken.

Actions planned to address obstacles to meeting underserved needs

Major obstacles to meeting underserved needs are the severe shortage of affordable housing and the lack of funding. To address these obstacles, the State will pursue, or continue to pursue, the following: advocate for increases in State funding to support the development of affordable housing, homelessness prevention and rapid re-housing activities, and for homeless/shelter services and improvements; consolidate CoC SuperNOFA applications for funding to meet underserved needs and provide technical assistance to improve outcomes; work with State Recipients to improve the administration of the HOME program; leverage federal resources such as HOME funds with other financing such as Low-Income Housing tax Credits to increase the supply of rental housing for underserved low-income populations; invest federal sources such as HOME funds to provide low-cost rental units for transitional housing and supportive services to homeless populations, and to sheltered families who are at risk of becoming homeless; apply for competitive federal funds to acquire/build supportive housing to meet the housing and service needs of the chronically homeless and homeless families; continue programs to help homeless, Section 8 voucher holders, and at-risk families in securing private sector permanent housing with assistance in first month's rent, rental deposit, landlord intervention to foster good tenant, landlord solicitation to increase the number of available units, budgeting classes, and other support services.

Actions planned to foster and maintain affordable housing

Part of the plans to foster and maintain affordable housing is to remove or ameliorate barriers to affordable housing. HHFDC plans to collaborate through public-private partnerships to educate decision-makers, be at the table to champion affordable housing, and find ways to incentivize the development of affordable housing.

HHFDC will continue to make government land and financing resources (e.g., Rental Housing Trust Fund, LIHTCs) available for affordable housing development, and explore alternative financing sources including a Transit Oriented Affordable Housing (TOAH) Fund which is a public-private financing resource funded by government, philanthropic and financial entities for the development of affordable housing and community facilities near transit lines.

HHFDC will continue to advocate for funding for the Rental Housing Trust Fund and capital improvement project funds for affordable rental housing projects; explore additional incentives for private development participation in the development of affordable housing; and explore opportunities to collaborate with new public partners in the mixed-use residential development of government land.

In addition, HHFDC will continue to utilize section 201H-38, HRS which provides eligible affordable housing projects with an expedited process to obtain land use and zoning approvals, and greater flexibility in the design of housing projects. HHFDC will work to accelerate regulatory and building permits by supporting third party reviews, eliminating duplicative reviews at the State and County levels, and creating design standards for workforce housing, as well as transit-oriented development.

Participation in pilot projects, such as micro-apartment units or container housing, to find ways to reduce development costs, will also help to produce affordable housing. See SP-55 for additional strategies to remove barriers to affordable housing.

Actions planned to reduce lead-based paint hazards

While almost all of HPHA's family projects have been tested and either encapsulated or abated, the Department of Health requires that with each modernization, updated test results must be provided that is no more than 2 years old. Therefore, when doing modernization, HPHA will include LBP testing as part of the scope and abate/encapsulate as required, or treat the entire project as under the assumption that it is lead-containing and monitor and abate/encapsulate as required in lieu of obtaining new test reports.

Actions planned to reduce the number of poverty-level families

The mission of the State Department of Human Services (DHS) is to direct resources toward protecting and helping those least able to care for themselves and to provide services designed towards achieving self-sufficiency for clients as quickly as possible. The production and preservation of affordable housing provide housing stability that assists families in their efforts to attain economic self-sufficiency. The HHFDC, DHS-BESSD, HPHA, and counties will continue to consult with DHS to coordinate and maximize program benefits to poverty level families. The affordable housing strategy will assist to reduce the number of poverty level families.

Actions planned to develop institutional structure

HHFDC, DHS-BESSD, and the counties will continue to take the lead in implementing the state Consolidated Plan, in consultation with an extensive network of public and private organization involved with providing affordable housing, special needs housing, and supportive services. The strengths of the delivery system in the State are derived from the many different entities striving toward one common goal: to provide for more affordable and supportive housing in the State. State, federal, and county

agencies, private nonprofits, private social service providers, private lenders, and private for-profit developers are partnering to respond to the urgency of the housing situation in Hawaii. Each stakeholder in the delivery system contributes resources and expertise from its specific area of operation. In overcoming gaps in the delivery system, an integrated approach will be undertaken to achieve a common vision for housing. Commitment, coordination and collaboration among and within all levels of government, private sector, nonprofits and consumers are necessary. In the homeless arena, the Hawaii Interagency Council on Homelessness is achieving this integrated approach to increase the state's capacity to end homelessness, through collaborative efforts across governmental agencies and service providers.

Actions planned to enhance coordination between public and private housing and social service agencies

HHFDC, DHS-BESSD and the counties will solicit nonprofit developers and service providers to continue to provide affordable rental housing, self-help housing, and housing for special needs groups. Private industry, including for-profit developers and financial institutions, will play a major role in expanding affordable housing opportunities for Hawaii's low- and moderate-income households. Private foundations will be a source of grants and other resources. Faith-based groups will provide grants, manpower, support services, and other resources, primarily for the most vulnerable populations, such as the homeless and persons with special housing needs. Government agencies involved with the "bricks and mortar" of housing and related infrastructure, including HHFDC, Department of Hawaiian Home Lands, county housing agencies, HUD, and USDA-Rural Development, will facilitate the development of affordable housing by providing financing tools and other resources. Governmental agencies involved with the provision of human services and health, including the Departments of Health and Human Services, will provide resources either directly to clients or through nonprofit health and service providers to support low- and moderate-income households.

Discussion:

Program Specific Requirements

AP-90 Program Specific Requirements – 91.320(k)(1,2,3)

Introduction:

According to the Hawaii Housing Planning Study 2014 Update, more than 27,000 housing units are needed by 2020 to fulfill the demand for low- and moderate-income households (<80% of median income). In response to the decreasing availability of affordable units due to rapid growth in private sector housing sales coupled with limited housing production, HOME funds will be used for families earning 80% or less of the area median income, through the construction of affordable rental units, tenant based rental assistance, and the development of affordable homeownership opportunities. These federal funds will leverage other government and/or private resources.

HOME Investment Partnership Program (HOME) Reference 24 CFR 91.320(k)(2)

1. A description of other forms of investment being used beyond those identified in Section 92.205 is as follows:

The forms of assistance provided under the State's HOME Program will be consistent with 24 CFR 92.205. No other forms of investments will be provided.

2. A description of the guidelines that will be used for resale or recapture of HOME funds when used for homebuyer activities as required in §92.254, is as follows:

When HOME funds are used for homebuyer assistance or the development of homeownership housing, the HHFDC requires State Recipients (the Counties of Hawaii, Kauai and Maui) to establish and impose resale or recapture provisions in accordance with 24 CFR §92.254(a)(5) to ensure affordability in the event of a subsequent sale of a property during the period of affordability.

The County of Hawaii will recapture the total amount of HOME funds expended for a project when the recipient fails to comply with the terms of its agreement with the County, or refuses to accept conditions imposed by the County, HHFDC, or HUD, when the recipient sells or otherwise transfers any real or personal property purchased or constructed with the HOME funds within the applicable period of affordability and when the recipient ceases to use the property constructed, rehabilitated and/or renovated with HOME funds for the applicable period of affordability, following the issuance of final payment for the project by the County.

The County of Kaua'i will use either the resale or recapture provision depending on land tenure. With fee-simple sales, the County will utilize a recapture provision. If a borrower elects to transfer or sell the HOME-assisted property prior to the end of the affordability period, the total amount of HOME funds provided shall be due to the County from available net proceeds. With leasehold sales, the County will utilize a resale provision. If a borrower elects to transfer or sell the HOME-assisted property prior to the end of the affordability period, the property must be sold to another HOME

eligible purchaser. The fair rate of return for resale will be set by an objective standard, using appraised value performed by a duly licensed appraiser at initial purchase (the “base price”) and appraised value at time of resale. The homeowner’s share will be equal to twenty-five percent (25%) of the increase in appraised value. To ensure that housing under the resale provision remains affordable, the County has defined the reasonable range of low-income homebuyers targeted for subsequent purchase as those with incomes between 70 and 80 percent of area median income.

The County of Maui will use either a recapture or resale provision depending on land tenure. A resale provision will be applied for Community Land Trust properties and a recapture provision will be applied for all other properties. The County of Maui provides for a recapture provision if the home is sold during the affordability period. The County requires a recapture of the HOME direct subsidy for the unit, less the subsidy amount prorated for the length of time the homeowner owned and occupied the unit. The homeowner is allowed to recover the homeowner’s entire investment (down payment and capital improvements made since purchase) before any of the Direct Subsidy is recaptured. The recapture amount is limited to net proceeds. Net proceeds are the sales price less the superior loan repayment (other than the Direct Subsidy) and any closing costs. The County of Maui also allows for the assumption of recapture obligations by a subsequent homebuyer, provided the subsequent homebuyer is HOME eligible and no additional HOME assistance is provided to the subsequent homebuyer. If the subsequent homebuyer does not assume the HOME recapture obligations, the homeowner must repay the prorated HOME investment from any net proceeds. The Direct HOME subsidy provided to the homebuyer is calculated using the difference, at the time of purchase, between the purchase price of the home and the appraised value of the home.

See attached County of Maui resale provision.

3. A description of the guidelines for resale or recapture that ensures the affordability of units acquired with HOME funds? See 24 CFR 92.254(a)(4) are as follows:

HHFDC's State Recipient Agreement with each County requires all housing assisted with HOME Program funds to meet the affordability requirements of 24 CFR §92.252 (affordable rental housing) or 24 CFR §92.254 (affordable homeownership housing) of the HOME Program regulations, and requires the repayment of HOME Program funds to the HHFDC if the housing does not meet the affordability requirements for the specified time period. Each County shall require the maintenance of all affordability requirements by executing deed restrictions and lien recordations or through the filing of restrictive covenants running with the land.

4. Plans for using HOME funds to refinance existing debt secured by multifamily housing that is rehabilitated with HOME funds along with a description of the refinancing guidelines required that will be used under 24 CFR 92.206(b), are as follows:

HHFDC does not plan to use HOME funds to refinance existing debt secured by multifamily housing that is rehabilitated with HOME funds.

Emergency Solutions Grant (ESG) Reference 91.320(k)(3)

1. Include written standards for providing ESG assistance (may include as attachment)
Standardized written eligibility requirements are being developed by Bridging the Gap in collaboration with HPO. Currently, sub-recipient agencies providing ESG assistance are contractually required by the State, detailed in the Scope of Service, to follow standards in accordance with United States, 24 Code of Federal Regulations Part 576 (24CFR Part 576) Homeless Emergency Assistance and Rapid Transition to Housing Act of 2009 (HEARTH Act), Emergency Solutions Grant Interim Rule. Eligibility standards are written in DHS/HPO's ESG Policies and Procedures Manual (Attachment 4: Eligible Participants for Emergency Solutions Grant).
2. If the Continuum of Care has established centralized or coordinated assessment system that meets HUD requirements, describe that centralized or coordinated assessment system.
A coordinated access system known as Hale 'O Malama ("House of Care") has been created and implemented. The Hawaii Interagency Council on Homelessness (HICH) also strategically aligned itself with national initiatives and funding opportunities sponsored by the federal government, most notably a grant from the Substance Abuse and Mental Health Services Administration (SAMHSA) for services for those individuals with substance abuse or substance abuse and mental health issues who were chronically homeless, as well as the national 25 Cities Initiative sponsored by HUD and the VA.

Through these collaborations, HICH has accomplished the following:

- Developed and adopted a strategic plan to end homelessness and focused on retooling the homeless crisis response system through the creation of Hale 'O Malama as an essential first step.

- Adopted “housing first” as a philosophical premise of HICH’s efforts to end homelessness.
- Selected and pioneered the use of a common assessment tool, the Vulnerability Index & Service Prioritization Decision Assistance Tool (VI-SPDAT), and completed a substantial number of assessments using this pre-screening tool in two regions of Oahu.
- Created a common assessment and housing placement process (CAHP), as part of Hale ‘O Malama, to prioritize the assessment and housing placement of veterans and those chronically homeless individuals and families who are medically vulnerable and who qualify for Federal, State and City and County of Honolulu sponsored housing programs.
- Collected and analyzed data to understand the housing and service needs of the homeless individuals and communicated the results to all.

VI-SPDAT combines two existing survey tools for homeless services: the Vulnerability Index (VI) and the Service Prioritization Decision Assistance Tool (SPDAT). The VI is a street outreach tool developed by Community Solutions to determine chronicity and medical vulnerability of homeless individuals. The SPDAT is an intake and case management tool developed by OrgCode Consulting to assist service providers in targeting homeless resources based on an individual’s need (<http://www.orgcode.com/product/vi-spdatt/>).

The VI-SPDAT is typically completed during a program’s intake process, and surveys are forwarded to an organization contracted for the data analysis. VI-SPDAT data is cross-checked against data in the HMIS for data quality and accuracy. Based on responses from the survey, an individual will be assigned a score ranging from 0 - 20. Homeless individuals are then matched with the most appropriate level of care based on the scores: 10-20 Permanent Supportive Housing; 5-9 Rapid Re-housing; and 0-4 Mainstream/Usual Care.

The coordinated entry system has been adopted by Bridging the Gap and while it has recently commenced on the neighbor islands, it has not yet reached its full potential. Bridging the Gap and HPO are working through the challenges of fully implementing the coordinated entry system in three different counties which are separated by the ocean (Kauai, Hawaii, and Maui Counties).

3. Identify the process for making sub-awards and describe how the ESG allocation available to private nonprofit organizations (including community and faith-based organizations).

Application / Award Process

The Department of Human Services posts a Request for Information (RFI) in the first quarter of the calendar year on the State Procurement Office (SPO) website. Publication on a public website allows the State to reach a wide variety of interested stakeholders including non-profit, private community and faith-based organizations. The RFI requires work plan forms to identify clear goals, objectives and outcomes for two distinct programs: ESG Shelter Operations and ESG Homelessness Prevention and Rapid Re-housing. The Housing Opportunities for Persons with AIDS (HOPWA) RFI is simultaneously posted. Eligible applicants (provider agencies) submit their project information in strict accordance to the RFI requirements within the specified deadline. HPO reviews the applications and may request additional information from the applicants, if necessary. Applications

are competitive and evaluated by a team consisting of individuals with no conflict of interest, representing each of the three CoC county chapters and the State. In general, applications are scored according to completeness of the application; agency's qualifications; financial feasibility; and agency's participation in CoC activities. The evaluation committee selects the awardees (usually agencies scoring 80% or higher). HPO verifies that the awardee agencies and its principals are not suspended or disbarred or otherwise excluded from participating in the transaction per 2 CFR section 180.995. This verification is accomplished by running a report for each agency through the System for Award Management (SAM) website. Awardees are notified through written notices. HPO submits a combined proposal on behalf of the ESG/HOPWA awardees through the related sections of the Annual Action Plan to the Hawaii Housing Finance and Development Corporation (HHFDC). HHFDC consolidates the HOME, ESG and HOPWA information and publishes a draft Annual Action Plan for a 30-day comment period. After the 30-day comment period, HHFDC seeks consideration and approval from the HHFDC Board. When approved, HHFDC submits the plan to HUD by the established deadline. After review by HUD, HHFDC is notified of the award and a grant agreement is executed. The grant agreement names the Department of Human Services as the department designated to administer the grant. (DHS and HHFDC maintain a memorandum of agreement for the administration of the ESG and HOPWA programs.) DHS executes contracts with the selected provider agencies. Award list is posted on the SPO website as contracts are executed.

4. If the jurisdiction is unable to meet the homeless participation requirement in 24 CFR 576.405(a), the jurisdiction must specify its plan for reaching out to and consulting with homeless or formerly homeless individuals in considering policies and funding decisions regarding facilities and services funded under ESG.

The Bridging the Gap (BTG) governance charter stipulates that a minimum of nine individuals shall comprise the BTG Board. Each of the three county chapters (Maui, Kauai and Hawaii) shall name three individuals from their membership to participate on the BTG board. One out of the three selected people shall be a representative of the respective county government. The second representative shall be the chair of the local chapter or their designated representative. The remaining member of the counties' delegation shall be chosen from the chapters' general voting membership. If one of the nine does not meet the homeless or formerly homeless criteria, then an individual meeting those criteria will be selected from the general membership. BTG is currently in the process defining the selection process for person(s) meeting the homeless or formerly homeless criteria if none such person(s) is represented. Presently, a formerly homeless individual sits on the BTG Board.

5. Describe performance standards for evaluating ESG.

Written performance standards are in the process of being developed by BTG in collaboration with DHS/HPO. BTG has benefitted from HUD technical assistance in 2015, and will utilize the knowledge gained from their expertise in finalizing the standardized performance measures.

COUNTY OF MAUI - RESALE PROVISION

The County of Maui's resale provisions includes the following:

- 1) The homes must be sold to another low-income homebuyer who will use the property as their principle residence. The subsequent buyer will be subject to the remaining years of the affordability period;
- 2) The original homebuyer will receive a fair return on investment based on a shared appreciation schedule and calculation described below;
- 3) The property will be sold at a price that is "affordable to a reasonable range of low-income buyers."

The period of affordability will be based on the total amount of HOME funds invested in the housing.

Fair Return on Investment:

The owner is guaranteed a fair return on investment by applying such factors as a shared appreciation based on appraisals of the property, and considering any capital improvements or damage to the property when calculating the Resale Price. This process also furthers the purpose of preserving the affordability of the Home for succeeding income qualified homeowners.

Resale Price:

The resale price will be based on the Purchase Option Price as defined here. In no event may the home be sold for a price that exceeds the Purchase Option Price. The Purchase Option Price shall be the lesser of either the Base Formula Price (BFP) or the Formula Price (FP).

How the Base Formula Price is Calculated:

The Base Formula Price is equal to the Initial Purchase Price of the improvements paid by the Homeowner plus:

a) Appraisal Based Appreciation: an increase or decrease in an amount determined by the following formulae:

Initial Purchase Price (IPP) divided by Initial Appraisal (IA) multiplied by the difference between the Current Appraisal (CA) minus the Initial Appraisal (IP) multiplied by the Shared Appreciation Factor (SAF) = Homeowner's Share of Appreciation (HSA) plus Initial Purchase Price (IPP) = Base Formula Price

$$(IPP \div IA) \times (CA - IA) \times SAF = HAS + IPP = \text{Base Formula Price}$$

b) Shared Appreciation Factor (SAF): the SAF shall be determined by the number of years of ownership by the Homeowner using the following schedule:

5 years or less from date of acquisition SAF = 25%
more than 5 years, but 6 years or less from date of acquisition SAF = 27.5%

more than 6 years, but 7 years or less from date of acquisition SAF = 30%
 more than 7 years, but 8 years or less from date of acquisition SAF = 32.5%
 more than 8 years, but 9 years or less from date of acquisition SAF = 35%
 more than 9 years, but 10 years or less from date of acquisition SAF = 37.5%
 more than 10 years, but 11 years or less from date of acquisition SAF = 40%
 more than 11 years, but 12 years or less from date of acquisition SAF = 42.5%
 more than 12 years, but 13 years or less from date of acquisition SAF = 45%
 more than 13 years, but 14 years or less from date of acquisition SAF = 47.5%
 more than 14 years, from date of acquisition SAF = 50%

c) CAPITAL IMPROVEMENTS CREDIT: an increase based on the cost of any Eligible Capital Improvements made by Homeowner. The term “Eligible Capital Improvements” shall mean only those improvements approved in writing by the County or its designee in accordance with the County’s Capital Improvements Policy as revised from time to time.

d) EXCESSIVE DAMAGE CHARGE: a decrease in the amount equal to the value of any excessive damage or neglect. Excessive damage or neglect is defined as damages beyond normal wear and tear. Determination of excessive damage value will be at the sole discretion of the County and/or its agents.

The Formula Price, therefore, shall be calculated as follows:

Initial Purchase Price	\$ _____
Plus Homeowner’s Share of Appreciation	+ \$ _____
Equals Base Formula Price	= \$ _____
Plus Capital Improvements Credit, if any	+ \$ _____
Less Excessive Damage Charge, if any	- \$ _____
Equals Formula Price	= \$ _____

Continued Affordability:

In addition to ensuring that the Homebuyer receives a fair return on his or her investment, this resale provision ensures that the home will remain affordable to a reasonable range of low-income homebuyers.

The homebuyers targeted under this provision will be families earning 60-80% of the Adjusted Median Income for Maui County. Affordability of the home is ensured by requiring that families would pay no more than 35% of their income for principal, interest, property taxes, and insurance (PITI).

If a qualified homebuyer is not immediately identified to purchase the home, in order to ensure that the home remains affordable, the County of Maui or our designee will be allowed to purchase the property at the Purchase Option Price and subsequently transfer it to another qualified buyer without triggering repayment (CFR92.254 (a)(9)(i)(C) Preserving affordability of housing previously assisted with HOME funds).

Attachments

Citizen Participation Comments

Bernard P. Carvalho, Jr.
Mayor

Nadine K. Nakamura
Managing Director



Kamuela Cobb-Adams
Housing Director

KAUA'I COUNTY HOUSING AGENCY
County of Kauai, State of Hawaii
Pi'ikoi Building 4441 Rice Street Suite 330 Lihue Hawaii 96766
TEL (808) 241-4444 FAX (808) 241-5116

October 30, 2014

Darren K. Ueki
Finance Manager
Hawaii Housing Finance and Development Corporation
677 Queen Street, Suite 300
Honolulu, Hawaii 96813

Attn: Janice Takahashi, Chief Planner

Subject: HOME Investment Partnerships (HOME) Program;
Reallocation of HOME Funds Among State Recipients

Dear Mr. Ueki:

The purpose of this letter is to provide testimony to the State of Hawaii's Consolidated Plan and to the process described therein for reallocating HOME funds when a State Recipient is unable to use their allocation of funds.

This testimony concerns the reallocation of \$452,683 in FY 2014 HOME CHDO funds from the County of Maui (a "State Recipient") to another project located in East Kapolei, O'ahu. We are aware that HHFDC's Board of Directors approved the reallocation of HOME CHDO funds to the East Kapolei project even though another CHDO application for a project in Waikoloa, Hawaii had been submitted.

While we understand the necessity prompting HHFDC's actions for initiating the HOME CHDO reallocation, we are concerned that the reallocation may not have followed the process (priorities) described in the Consolidated Plan. As stated in the Consolidated Plan, "declined, released or recaptured funds from a State Recipient will be placed in eligible projects utilizing an order of priority, which is 1) investing in an HHFDC project located throughout the State, 2) used by a State Recipient other than the one from which the funds are being released or recaptured from, 3) awarded through a competitive selection process, with preference given to projects located outside of O'ahu, or 4) invested in a project located on O'ahu jointly funded with the City and County of Honolulu."



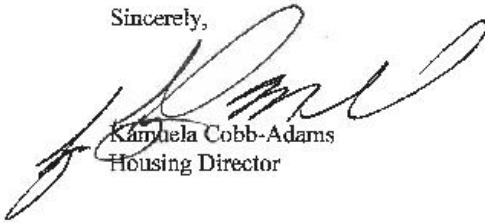
October 30, 2014
Darren K Ueki
Page Two

Based on past experience, we know firsthand of HHFDC's efforts to reallocate funds among State Recipients. In this instance, based on the fact that the subject CIIDO funds could have been used by a State Recipient other than the County of Maui, we believe the application of second or third priorities established by the Consolidated Plan should have resulted in the utilization of CHDO funds for the Hawai'i County project. However, we can't speak to the relative merits of the two projects competing for funds.

As you are aware, housing development resources are quite limited for outer island counties. Also, the City and County of Honolulu receives their direct allocation of HOME funds annually from HUD. Going forward, we strongly urge HHFDC to prioritize HOME reallocations through the Consolidated Plan among State Recipients first before considering O'ahu projects.

Thank you for considering this testimony.

Sincerely,



Kamuela Cobb-Adams
Housing Director

NEIL ABERCROMBIE
GOVERNOR



CRAIG K. HIRAI
EXECUTIVE DIRECTOR

STATE OF HAWAII

DEPARTMENT OF BUSINESS, ECONOMIC DEVELOPMENT AND TOURISM
HAWAII HOUSING FINANCE AND DEVELOPMENT CORPORATION
877 QUEEN STREET, SUITE 300
Honolulu, Hawaii 96813
FAX: (808) 587-0600

IN REPLY REFER TO:

14:PEO/77

November 21, 2014

Mr. Kamuela Cobb-Adams, Director
Kaua'i County Housing Agency
4444 Rice Street, Piikoi Building, Suite 330
Lihue, Hawaii 96766

Dear Mr. Cobb-Adams:

RE: Public Comment for the State of Hawaii's 5-Year Plan and Program Year 2015 Annual Action Plan

Thank you for your written comments on HHFDC's reallocation of PY2014 HOME CHDO funds from the County of Maui to a project on Oahu. You expressed concern that HHFDC's reallocation of unused HOME CHDO funds may not have followed the process (priorities) of the state's Consolidated Plan ("Plan").

We wish to assure you that HHFDC followed the provisions in the Plan. Currently, the Plan's first priority for the placement of declined, released or recaptured HOME funds from a State Recipient is "...an HHFDC project located throughout the State." The unused PY2014 CHDO funds were awarded to an HHFDC project; HHFDC owns the land under the project, and issued an RFP for its development.

Although the state's Consolidated Plan focuses its HOME funds in the Counties of Hawaii, Kauai and Maui, it is a statewide plan, and includes Honolulu. To focus the state's distribution of unused HOME and HOME CHDO funds to the neighbor island counties, HHFDC proposes to include language in its Annual Action Plan to give preference to eligible projects located outside of the City and County of Honolulu, as shown on the enclosed Exhibit A.

Thank you for your support and continued interest in our programs.

Sincerely,


Craig K. Hirai
Executive Director

Enclosure: Exhibit "A" - Allocation of HOME funds

c: G. Inafuku, HHFDC Finance Branch

Exhibit "A"

Proposed language to be included in the State of Hawaii's **Annual Action Plan** for Program Year 2015:

Allocation of HOME funds: Since the City and County of Honolulu receives its own HOME Program allocation from the U.S. Department of Housing and Urban Development (HUD), the Hawaii Housing Finance and Development Corporation (HHFDC) elects to give preference in the allocation of the State's HOME funds to the counties of Hawaii, Kauai, and Maui, as "State Recipients," under an annual rotation between the three counties. The HOME funds will be utilized to address the priority needs and objectives identified in the State's Consolidated Plan.

The State Recipients do not allocate their HOME funds based on geographic areas. In general, the HOME funds are allocated through a Request for Proposal process which ranks and rates projects for program eligibility, need and meeting the Consolidated Plan priorities, objectives and performance measures.

Should a State Recipient choose not to (or, based on the HHFDC's determination, is unable to) administer their regular program funds or CHDO or other set-aside, the funds may be administered directly by the HHFDC or reallocated to other State Recipients. Any HOME funds returned to the HHFDC, whether declined, released or recaptured from a State Recipient, will be placed in eligible projects which best meet the HOME priority needs and objectives in the following order of priority:

- Re-allocated to a State Recipient other than the one from which the funds are being released or recaptured;
- Awarded through a competitive selection process, with preference given to projects located outside of the City and County of Honolulu; or
- Invested in an HHFDC project located throughout the State.



October 23, 2014

AKAHI
300 W. Waikele Ave.
Kahului, HI 96732
808-877-0544

ELUA
200 Hina Ave.
Kahului, HI 96732
808-872-4180

EKOLU
717 Makaala Dr.
Wailuku, HI 96793
808-242-4377

EHA
1057 Makawao Ave.
Makawao, HI 96768
808-573-1647

ELIMA
11 Mahalo St.
Kahului, HI 96732
808-893-0002

EONO
810 Keawe St.
Lahaina, HI 96761
808-661-5957

EHIKU
56 Ehi St.
Kihel, HI 96753
808-891-8588

HOME PUMEHANA
P.O. Box 100
Kaunakakai, HI 96748
808-553-5788

HALE KUPUNA O LANAI
P.O. Box 630418
Lanai City, HI 96763
808-565-6615

LAHAINA SURF
1037 Wainee St.
Lahaina, HI 96761
808-661-3771

LOKENANI HALE
1889 Lake St.
Wailuku, HI 96793
808-243-9272

LUANA GARDENS
615 W. Papa Ave.
Kahului, HI 96732
808-871-9009

KOMOHANA HALE
120 Lelele St.
Lahaina, HI 96761
808-661-5957

CHSP/MEALS PROGRAM
200 Hina Ave.
Kahului, HI 96732
808-872-4170

HOUSING DEVELOPMENT
200 Hina Ave.
Kahului, HI 96732
808-872-4100

**HOMEOWNERSHIP/
HOUSING COUNSELING**
200 Hina Ave.
Kahului, HI 96732
808-242-7027

**PERSONAL CARE/
HOMEMAKER/CHORE**
11 Mahalo St. Ste. A
Kahului, HI 96732
808-873-0521

Janice Takahashi
Chief Planner
HHFDC
677 Queen Street, Suite 300
Honolulu, HI 96813

Subject: Con Plan

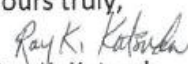
Dear Janice:

Most of Hale Mahaolu's 14 housing complexes have several hundred applicants representing years on each respective waitlist. And this is without any active advertising for occupants. Maui could certainly use many more affordable housing rentals for seniors and families.

Recently, some CHDO funds intended for Maui County were not used by Maui County and were subsequently reallocated to a project on Oahu. If this situation should occur again, it is our recommendation that other Neighbor Islands be given first priority to compete for these HOME (or CHDO) funds. Development funds are scarce and critical for the Neighbor Islands where the cost of construction is quite a bit higher than Honolulu.

It is also our recommendation that HOME funds be allocated annually to the Counties as it had been in the past. This would provide more reliability, flexibility, and effectiveness.

Thank you for accepting these comments. Please feel free to call me at 808-872-4100 if any questions should arise.

Yours truly,

Roy K. Katsuda
Executive Director

200 HINA AVENUE, KAHULUI, HI 96732 | PH: 808.872.4100 | FAX: 808.872.4120 | TDD# 800.545.1833 EXT. 432 | WWW.HALEMAHAOLU.ORG



NEIL ABERCROMBIE
GOVERNOR



CRAIG K. HIRAI
EXECUTIVE DIRECTOR

STATE OF HAWAII
DEPARTMENT OF BUSINESS, ECONOMIC DEVELOPMENT AND TOURISM
HAWAII HOUSING FINANCE AND DEVELOPMENT CORPORATION
677 QUEEN STREET, SUITE 300
Honolulu, Hawaii 96813
FAX: (808) 587-0600

IN REPLY REFER TO:

14-PEO/75

November 21, 2014

Mr. Roy Katsuda, Executive Director
Hale Mahaolu
20 Hina Avenue
Kahului, Hawaii 96732

Dear Mr. Katsuda:

RE: Public Comment for the State of Hawaii's 5-Year Consolidated Plan and Program Year
2015 Annual Action Plan

Thank you for your written comments on the continuing need in the County of Maui for affordable rental housing for families and seniors.

You also shared your views on HHFDC's distribution of unused 2014 HOME CHDO funds to a project in the City and County of Honolulu, and proposed that the neighbor island counties receive priority for future unused HOME and HOME CHDO funds.

While we recognize your support for directing the state's unused or re-allocated HOME funds to the neighbor island counties, HHFDC must anticipate and plan for years in which no HOME or CHDO activities in the Counties of Hawaii, Kauai and Maui are available. Although the state's Consolidated Plan focuses its HOME funds in the Counties of Hawaii, Kauai and Maui, it is a statewide plan, and includes Honolulu. To focus the state's distribution of unused HOME and HOME CHDO funds to the neighbor island counties, HHFDC proposes to include language in its Annual Action Plan to give preference to eligible projects located outside of the City and County of Honolulu, as shown on the enclosed Exhibit A.

We acknowledge your belief that HHFDC's HOME funds would be more effective if allocated annually to the counties as was done in the past, rather than the current annual rotation of funds between the three neighbor island counties. HHFDC instituted the rotation of HOME funds between the three neighbor island counties for the following reasons:

1. **Timeliness.** In the past, HHFDC divided the annual allocation of HOME funds between the three neighbor island counties, resulting in each county receiving less than \$1M annually for

eligible projects. This division of funds meant that counties had to "save up" funds over multiple years to accumulate enough to fund a project.

The current rotation provides the entire allocation of just under \$3M to one county, which may allow a project to proceed sooner, resulting in a more timely project completion and quicker disbursement of HOME funds. The new HOME rule requires HOME funds to be committed to activities within 24 months from HUD's execution of the grant agreement. In order for a project to be committed, the written agreement needs to be fully executed after all necessary funding has been secured, a budget and schedule established, underwriting completed, and for new construction projects to start within 12 months. This requirement substantially impacts when projects can receive a commitment of HOME funds.

2. **Leveraging.** Counties receiving the entire annual allocation of HOME funds can leverage them for other funds to sustain more projects. For example, during its allocation year, the County of Kauai leveraged its HOME funds to secure funding for three projects totaling 177 total units, and 82 HOME units.
3. **Planning.** Each county expects to receive the entire allocation of HOME funds, including the CHDO funds, every three years. This expectation allows the counties to plan and prepare for feasible projects.

HHFDC will evaluate the effectiveness of the rotation of HOME funds upon completion of the first rotation cycle. Revisions may be made based upon the outcome of the evaluation.

Thank you for your testimony. We appreciate your support and continued interest in our programs.

Sincerely,



Craig K. Hiral
Executive Director

Enclosure – Exhibit "A" – Allocation of HOME funds

c: G. Inafuku, HHFDC Finance Branch

Exhibit "A"

Proposed language to be Included in the State of Hawaii's **Annual Action Plan** for Program Year 2015:

Allocation of HOME funds: Since the City and County of Honolulu receives its own HOME Program allocation from the U.S. Department of Housing and Urban Development (HUD), the Hawaii Housing Finance and Development Corporation (HHFDC) elects to give preference in the allocation of the State's HOME funds to the counties of Hawaii, Kauai, and Maui, as "State Recipients," under an annual rotation between the three counties. The HOME funds will be utilized to address the priority needs and objectives identified in the State's Consolidated Plan.

The State Recipients do not allocate their HOME funds based on geographic areas. In general, the HOME funds are allocated through a Request for Proposal process which ranks and rates projects for program eligibility, need and meeting the Consolidated Plan priorities, objectives and performance measures.

Should a State Recipient choose not to (or, based on the HHFDC's determination, is unable to) administer their regular program funds or CHDO or other set-aside, the funds may be administered directly by the HHFDC or reallocated to other State Recipients. Any HOME funds returned to the HHFDC, whether declined, released or recaptured from a State Recipient, will be placed in eligible projects which best meet the HOME priority needs and objectives in the following order of priority:

- Re-allocated to a State Recipient other than the one from which the funds are being released or recaptured;
- Awarded through a competitive selection process, with preference given to projects located outside of the City and County of Honolulu; or
- Invested in an HHFDC project located throughout the State.

HAWAII ISLAND COMMUNITY DEVELOPMENT CORPORATION

100 PAUAAHI STREET, SUITE 204 • HILO, HAWAII 96720

The Hawaii Island Community Development Corporation believes that there is a continuing need for senior rental housing for low income residents as well as the need for more self help housing that provides homeownership opportunities for low income families. Over the next five (5) years we anticipate a need for 100-200 senior rental units and 75-150 self help homes on the island.

Regarding facilities, there is a need to improve the adult day care facilities on the island, starting with the Hilo Adult Day Center which is badly in need of replacement. This project would be a good fit for the CDBG program as would other senior oriented facilities.

We would also like to comment on the portion of the Consolidated Plan that addresses unutilized HOME and CHDO Funds.

In 2014 HHFDC reallocated CHDO funds intended for the Neighbor Islands to a project on Oahu. As noted in the State ConPlan the City and County of Honolulu is an entitlement jurisdiction and thus prepares its own ConPlan for its use of HOME and CHDO funds. Clearly, the funds allocated to the state for the Neighbor Islands are not intended for use in the City and County of Honolulu and as such the priorities for reallocated funds should reflect that.

To prevent a repeat of such an action contrary to the intent of the HOME program we feel that the reallocation priorities should be revised as follows:

- First Priority: Neighbor Island projects, selected through a competitive selection process, from a State Recipient other than the one from which the funds are being released or recaptured from;
- Second Priority: A project from the State Recipient from which the funds are being released or recaptured from.

We would like to note that the City and County of Honolulu has never solicited proposals from us or the County of Hawaii for use of HOME or CHDO funds allocated to Honolulu nor do we expect that they ever will.

Finally, we believe that it would be best if the HOME funds were allocated annually to the counties as it was in the past. For our program this was the most effective and reliable method and provided greater stability to our programs. If there are problems elsewhere in the state then more stringent monitoring of the use of funds should be done rather than making the program less effective.

AN EQUAL HOUSING OPPORTUNITY
-EQUAL OPPORTUNITY EMPLOYER-

ADMINISTRATION: (808) 969-1158
FAX (808) 935-6916

NEIL ABERCROMBIE
GOVERNOR



CRAIG K. HIRAI
EXECUTIVE DIRECTOR

STATE OF HAWAII

DEPARTMENT OF BUSINESS, ECONOMIC DEVELOPMENT AND TOURISM
HAWAII HOUSING FINANCE AND DEVELOPMENT CORPORATION
877 QUEEN STREET, SUITE 300
Honolulu, Hawaii 96813
FAX: (808) 587-0600

IN REPLY REFER TO:

14:PHCJ76

November 21, 2014

Mr. Keith Kato, Executive Director
Hawaii Island Community Development Corporation
100 Pauahi Street, Suite 204
Hilo, Hawaii 96720

Dear Mr. Kato:

RE: Public Comment for the State of Hawaii's 5-Year Consolidated Plan and Program Year
2015 Annual Action Plan

Thank you for your written comments on the continuing need in the County of Hawaii for rental housing for low-income seniors, and the need for homeownership opportunities for low-income families.

You also shared your views on HHFDC's distribution of unused 2014 HOME CHDO funds to a project in the City and County of Honolulu, and proposed that the neighbor island counties receive priority for future unused HOME and HOME CHDO funds.

While we recognize your support for directing the state's unused or re-allocated HOME funds to the neighbor island counties, HHFDC must anticipate and plan for years in which no HOME or CHDO activities in the Counties of Hawaii, Kauai and Maui are available. Although the state's Consolidated Plan focuses its HOME funds in the Counties of Hawaii, Kauai and Maui, it is a statewide plan, and includes Honolulu. To focus the state's distribution of unused HOME and HOME CHDO funds to the neighbor island counties, HHFDC proposes to include language in its Annual Action Plan to give preference to eligible projects located outside of the City and county of Honolulu, as shown on the enclosed Exhibit A.

We acknowledge your belief that HHFDC's HOME funds would be more effective if allocated annually to the counties as was done in the past, rather than the current annual rotation of funds between the three neighbor island counties. HHFDC instituted the rotation of HOME funds between the three neighbor island counties for the following reasons:

1. **Timeliness.** In the past, HHFDC divided the annual allocation of HOME funds between the three neighbor island counties, resulting in each county receiving less than \$1M annually for

Mr. Keith Kato
November 21, 2014
Page 2

eligible projects. This division of funds meant that counties had to "save up" funds over multiple years to accumulate enough to fund a project.

The current rotation provides the entire allocation of just under \$3M to one county, which may allow a project to proceed sooner, resulting in a more timely project completion and quicker disbursement of HOME funds. The new HOME rule requires HOME funds to be committed to activities within 24 months from HUD's execution of the grant agreement. In order for a project to be committed, the written agreement needs to be fully executed after all necessary funding has been secured, a budget and schedule established, underwriting completed, and for new construction projects to start within 12 months. This requirement substantially impacts when projects can receive a commitment of HOME funds.

2. **Leveraging.** Counties receiving the entire annual allocation of HOME funds can leverage them for other funds to sustain more projects. For example, during its allocation year, the County of Kauai leveraged its HOME funds to secure funding for three projects totaling 177 total units, and 82 HOME units.
3. **Planning.** Each county expects to receive the entire allocation of HOME funds, including the CHDO funds, every three years. This expectation allows the counties to plan and prepare for feasible projects.

HHFDC will evaluate the effectiveness of the rotation of HOME funds upon completion of the first rotation cycle. Revisions may be made based upon the outcome of the evaluation.

Finally, we wholeheartedly agree that stringent monitoring is required over counties with problematic issues and will continue to monitor all counties for compliance with the HOME program regulations.

We appreciate your support and continued interest in our programs.

Sincerely,



Craig K. Hira
Executive Director

Enclosure: Exhibit "A" – Allocation of HOME funds

c: G. Inafuku, HHFDC Finance Branch

Exhibit "A"

Proposed language to be included in the State of Hawaii's **Annual Action Plan** for Program Year 2015:

Allocation of HOME funds: Since the City and County of Honolulu receives its own HOME Program allocation from the U.S. Department of Housing and Urban Development (HUD), the Hawaii Housing Finance and Development Corporation (HHFDC) elects to give preference in the allocation of the State's HOME funds to the counties of Hawaii, Kauai, and Maui, as "State Recipients," under an annual rotation between the three counties. The HOME funds will be utilized to address the priority needs and objectives identified in the State's Consolidated Plan.

The State Recipients do not allocate their HOME funds based on geographic areas. In general, the HOME funds are allocated through a Request for Proposal process which ranks and rates projects for program eligibility, need and meeting the Consolidated Plan priorities, objectives and performance measures.

Should a State Recipient choose not to (or, based on the HHFDC's determination, is unable to) administer their regular program funds or CHDO or other set-aside, the funds may be administered directly by the HHFDC or reallocated to other State Recipients. Any HOME funds returned to the HHFDC, whether declined, released or recaptured from a State Recipient, will be placed in eligible projects which best meet the HOME priority needs and objectives in the following order of priority:

- Re-allocated to a State Recipient other than the one from which the funds are being released or recaptured;
- Awarded through a competitive selection process, with preference given to projects located outside of the City and County of Honolulu; or
- Invested in an HHFDC project located throughout the State.



AKAHI
300 W. Wakea Ave.
Kahului, HI 96732
808-877-0544

ELUA
200 Hina Ave.
Kahului, HI 96732
808-872-4180

EKOLU
717 Makaala Dr.
Wailuku, HI 96793
808-242-4377

EHA
1057 Makawao Ave.
Makawao, HI 96768
808-573-1647

ELIMA
11 Mahalo St.
Kahului, HI 96732
808-893-0002

EONO
810 Kelawea St.
Lahaina, HI 96761
808-661-5957

EHUKU
56 Ehuku St.
Kihai, HI 96753
808-891-8588

HOME PUMEHANA
P.O. Box 100
Kauunakakai, HI 96748
808-553-5788

HALE KUPUNA O LANAI
P.O. Box 630418
Lanai City, HI 96763
808-565-6615

LAHAINA SURF
1037 Wainee St.
Lahaina, HI 96761
808-661-3771

LOKENANI HALE
1889 Loke St.
Wailuku, HI 96793
808-243-9272

LUANA GARDENS
615 W. Papa Ave.
Kahului, HI 96732
808-871-9009

KOMOHANA HALE
120 Lealea St.
Lahaina, HI 96761
808-661-5957

CHSP/MEALS PROGRAM
200 Hina Ave.
Kahului, HI 96732
808-872-4170

HOUSING DEVELOPMENT
200 Hina Ave.
Kahului, HI 96732
808-872-4100

**HOMEOWNERSHIP/
HOUSING COUNSELING**
200 Hina Ave.
Kahului, HI 96732
808-242-7027

**PERSONAL CARE/
HOMEMAKER/CHORE**
11 Mahalo St., Ste. A
Kahului, HI 96732
808-873-0521

Dec. 12, 2014

Craig Hirai
Executive Director
Hawaii Housing Finance & Development Corp
677 Queen Street, # 300
Honolulu, HI 96813

Subject: Consolidated Plan and Program Year 2015

Dear Mr. Hirai:

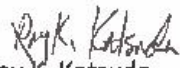
The revised Exhibit A does not seem to address the issue of HOME/CHDO funds intended for the Neighbor Islands being diverted to an Oahu project as it did recently.

Please consider amending the "draft" revision to award recaptured such funds to eligible projects to provide priority to projects from other Neighbor Islands before issuing it to Oahu.

Neighbor Islands simply have more difficulty in addressing funding issues than Oahu does.

Thank you for your consideration.

Very truly yours,


Roy K. Katsuda
Executive Director

200 HINA AVENUE, KAHULUI, HI 96732 | PH: 808.872.4100 | FAX: 808.872.4120 | TDD# 800.545.1833 EXT. 432 | WWW.HALEMAHAOLU.ORG



DAVID Y. IGE
GOVERNOR



CRAIG K. HIRAI
EXECUTIVE DIRECTOR

STATE OF HAWAII
DEPARTMENT OF BUSINESS, ECONOMIC DEVELOPMENT AND TOURISM
HAWAII HOUSING FINANCE AND DEVELOPMENT CORPORATION
677 QUEEN STREET, SUITE 300
Honolulu, Hawaii 96813
FAX: (808) 587-0600

IN REPLY REFER TO:

15:PEO/01

January 20, 2015

Mr. Roy Katsuda, Executive Director
Hale Mahalo
200 Hina Avenue
Kahului, Hawaii 96732

Dear Mr. Katsuda:

RE: Public Comment for the State of Hawaii's 5-Year Consolidated Plan and Program Year
2015 Annual Action Plan

Thank you for your letter dated December 12, 2014, responding to HHFDC's proposed Exhibit A to the Annual Action Plan for 2015 that re-prioritizes unused HOME and HOME CHDO funds to give preference to eligible projects on the neighbor islands. You state your belief that HHFDC's proposed re-prioritization does not seem to address the issue of funds intended for the Neighbor Islands being diverted to an Oahu project, and request an amendment to give priority to neighbor island projects.

We have carefully reviewed the proposed re-prioritization (please see attached Exhibit A), and have determined that it meets the objective of giving preference in allocating unused HOME and HOME CHDO funds to projects located on the neighbor islands.

HHFDC's proposed first priority for unused HOME or HOME CHDO funds is *"Re-allocated to a State Recipient other than the one from which the funds are being released or recaptured."* This priority keeps unused HOME funds on the neighbor islands. "State Recipients" under HHFDC's HOME program means the Counties of Hawaii, Kauai and Maui. For example, if the County of Maui is unable to use its allocation of HOME CHDO funds, HHFDC may re-allocate those funds to an eligible project in the County of Hawaii or the County of Kauai. Under this scenario, HHFDC can quickly re-allocate unused HOME funds to State Recipients to meet HUD program deadlines.

HHFDC's proposed second priority for unused HOME or HOME CHDO funds is *"Awarded through a competitive selection process, with preference given to eligible projects located outside of the City and County of Honolulu."* When the first priority is not feasible, and given sufficient time, the second priority will allow HHFDC to issue an RFP or a Request for Interest to award unused HOME

Mr. Roy Katsuda
January 20, 2015
Page 2

or HOME CHDO funds directly to eligible projects, with preference for projects located in the Counties of Hawaii, Kauai and Maui. This priority gives an advantage to eligible projects on the neighbor islands.

HHFDC's proposed third and final priority will be to ***"Invest in an HHFDC project located throughout the state."*** As the Grantee for the State of Hawaii, HHFDC must responsibly administer the HOME program to ensure that funds are committed and spent in accordance with HOME rules. Although the state's Consolidated Plan focuses its HOME funds in the Counties of Hawaii, Kauai and Maui, it is a statewide plan, and includes Honolulu. As stated in our letter of November 21, 2014, HHFDC must anticipate and plan for years in which no HOME or CHDO activities in the Counties of Hawaii, Kauai and Maui are available. In these years, the investment of the state's HOME funds in an eligible HHFDC project located throughout the state may prevent the HOME funds from lapsing, and produce additional affordable housing units.

Thank you for your comments in response to our public hearings. We appreciate your support and continued interest in our programs.

Sincerely,



Craig K. Hirai
Executive Director

Enclosure: Exhibit "A" – Allocation of HOME funds

c: G. Inafuku, HHFDC Finance Branch

Exhibit "A"

Proposed language to be included in the State of Hawaii's **Annual Action Plan** for Program Year 2015:

Allocation of HOME funds: Since the City and County of Honolulu receives its own HOME Program allocation from the U.S. Department of Housing and Urban Development (HUD), the Hawaii Housing Finance and Development Corporation (HHFDC) elects to give preference in the allocation of the State's HOME funds to the counties of Hawaii, Kauai, and Maui, as "State Recipients," under an annual rotation between the three counties. The HOME funds will be utilized to address the priority needs and objectives identified in the State's Consolidated Plan.

The State Recipients do not allocate their HOME funds based on geographic areas. In general, the HOME funds are allocated through a Request for Proposal process which ranks and rates projects for program eligibility, need and meeting the Consolidated Plan priorities, objectives and performance measures.

Should a State Recipient choose not to (or, based on the HHFDC's determination, is unable to) administer their regular program funds or CHDO or other set-aside, the funds may be administered directly by the HHFDC or reallocated to other State Recipients. Any HOME funds returned to the HHFDC, whether declined, released or recaptured from a State Recipient, will be placed in eligible projects which best meet the HOME priority needs and objectives in the following order of priority:

- Re-allocated to a State Recipient other than the one from which the funds are being released or recaptured;
- Awarded through a competitive selection process, with preference given to projects located outside of the City and County of Honolulu; or
- Invested in an HHFDC project located throughout the State.

HAWAII ISLAND COMMUNITY DEVELOPMENT CORPORATION

100 PAUHI STREET, SUITE 204 • HILO, HAWAII 96720

RECEIVED
HAWAII HOUSING FINANCE
DEVELOPMENT CORP

2014 DEC -8 1:41

December 5, 2014

Mr. Craig K. Hirai
Executive Director
Hawaii Housing Finance
and Development Corporation
677 Queen Street #300
Honolulu, HI 96813

Subject: Consolidated Plan and Program year 2015 Action Plan

Dear Mr. Hirai:

Thank you for the courtesy of your reply to our letter regarding the Con Plan. After looking at the revised Exhibit A it seems like the same thing could occur as it did last time, i.e., funds intended for the Neighbor Islands being diverted to an Oahu project.

To directly address this issue I suggest that Exhibit A be reconsidered and revised along the following lines:

HHFDC could issue an RFP and award the recaptured HOME/CHDO funds to eligible projects in the following priority tiers, much like is done with the RHTF loans.

Tier 1: Projects from NI except the county that returned the HOME funds
Tier 2: Projects from the NI county that returned the HOME funds
Tier 3: Projects from Oahu

For the record, we would like to note that all times, including the period where there were annual allocations of HOME funds, the HOME funds we received were leveraged many times over and were the result of on-going planning on our part to assure that we would always have qualifying project ready to go.

Thank you once again for your reply.

Sincerely,



Keith H. Kato
Executive Director

Copy: Stephen Arnett
Kamuela Cobb-Adams

AN EQUAL HOUSING OPPORTUNITY
-EQUAL OPPORTUNITY EMPLOYER-

ADMINISTRATION: (808) 969-1152
FAX (808) 935-6916

DAVID Y. IGE
GOVERNOR



CRAIG K. HIRAI
EXECUTIVE DIRECTOR

STATE OF HAWAII

DEPARTMENT OF BUSINESS, ECONOMIC DEVELOPMENT AND TOURISM
HAWAII HOUSING FINANCE AND DEVELOPMENT CORPORATION
677 QUEEN STREET, SUITE 300
Honolulu, Hawaii 96813
FAX: (808) 587-0600

IN REPLY REFER TO:

15:PEO/02

January 20, 2015

Mr. Keith Kato, Executive Director
Hawaii Island Community Development Corporation
100 Pauahi Street, Suite 204
Hilo, Hawaii 96720

Dear Mr. Kato:

RE: Public Comment for the State of Hawaii's 5-Year Consolidated Plan and Program Year
2015 Annual Action Plan

Thank you for your letter dated December 5, 2014, responding to HHFDC's proposed Exhibit A to the Annual Action Plan for 2015 that re-prioritizes unused HOME and HOME CHDO funds to give preference to eligible projects on the neighbor islands. You state your belief that HHFDC's proposed re-prioritization could result in funds intended for the neighbor islands being diverted to an Oahu project, and propose a Request for Proposals (RFP) process to award unused funds to: "1) projects from the neighbor islands except the county that returned the HOME funds; 2) projects from the neighbor island county that returned the HOME funds; and 3) projects from Oahu."

We have carefully considered your suggestion, and have determined that HHFDC's proposed re-prioritization (shown on the attached Exhibit A) meets the objective of giving preference in allocating unused HOME and HOME CHDO funds to projects located on the neighbor islands.

HHFDC's proposed first priority for unused HOME or HOME CHDO funds is ***"Re-allocated to a State Recipient other than the one from which the funds are being released or recaptured."*** This priority keeps unused HOME funds on the neighbor islands. "State Recipients" under HHFDC's HOME program means the Counties of Hawaii, Kauai and Maui. For example, if the County of Hawaii is unable to use its allocation of HOME CHDO funds, HHFDC may re-allocate those funds to an eligible project in the County of Maui or the County of Kauai. When HHFDC must quickly re-allocate unused HOME funds to meet HUD program deadlines, an RFP process will not be practical or useful.

HHFDC's proposed second priority for unused HOME or HOME CHDO funds is ***"Awarded through a competitive selection process, with preference given to eligible projects located outside of the City"***

Mr. Keith Kato
January 20, 2015
Page 2

and County of Honolulu.” When the first priority is not feasible, and given sufficient time, the second priority will allow HHFDC to issue an RFP or a Request for Interest to award unused HOME or HOME CHDO funds directly to eligible projects, with preference for projects located in the Counties of Hawaii, Kauai and Maui. This priority gives an advantage to eligible projects on the neighbor islands.

HHFDC’s proposed third and final priority will be to *“Invest in an HHFDC project located throughout the state.”* As the Grantee for the State of Hawaii, HHFDC must responsibly administer the HOME program to ensure that funds are committed and spent in accordance with HOME rules. Although the state’s Consolidated Plan focuses its HOME funds in the Counties of Hawaii, Kauai and Maui, it is a statewide plan, and includes Honolulu. As stated in our letter of November 21, 2014, HHFDC must anticipate and plan for years in which no HOME or CHDO activities in the Counties of Hawaii, Kauai and Maui are available. In those years, the investment of the state’s HOME funds in an eligible HHFDC project located throughout the state may prevent the HOME funds from lapsing, and produce additional affordable housing units.

Thank you for your comments in response to our public hearings. We appreciate your support and continued interest in our programs.

Sincerely,



Craig K. Hirai
Executive Director

Enclosure: Exhibit “A” – Allocation of HOME funds

c: G. Inafuku, HHFDC Finance Branch

Exhibit "A"

Proposed language to be included in the State of Hawaii's **Annual Action Plan** for Program Year 2015:

Allocation of HOME funds: Since the City and County of Honolulu receives its own HOME Program allocation from the U.S. Department of Housing and Urban Development (HUD), the Hawaii Housing Finance and Development Corporation (HHFDC) elects to give preference in the allocation of the State's HOME funds to the counties of Hawaii, Kauai, and Maui, as "State Recipients," under an annual rotation between the three counties. The HOME funds will be utilized to address the priority needs and objectives identified in the State's Consolidated Plan.

The State Recipients do not allocate their HOME funds based on geographic areas. In general, the HOME funds are allocated through a Request for Proposal process which ranks and rates projects for program eligibility, need and meeting the Consolidated Plan priorities, objectives and performance measures.

Should a State Recipient choose not to (or, based on the HHFDC's determination, is unable to) administer their regular program funds or CHDO or other set-aside, the funds may be administered directly by the HHFDC or reallocated to other State Recipients. Any HOME funds returned to the HHFDC, whether declined, released or recaptured from a State Recipient, will be placed in eligible projects which best meet the HOME priority needs and objectives in the following order of priority:

- Re-allocated to a State Recipient other than the one from which the funds are being released or recaptured;
- Awarded through a competitive selection process, with preference given to projects located outside of the City and County of Honolulu; or
- Invested in an HHFDC project located throughout the State.

Grantee Unique Appendices

FAIR HOUSING ANALYSIS OF IMPEDIMENTS REPORT FOR THE STATE OF HAWAII STAFF UPDATE – MARCH, 2015 Conducted by Lisa Wond, Planner

The Fair Housing coordinators for the Hawaii Housing Finance and Development Corporation (HHFDC), the Homeless Programs Office of the Department of Human Services – Benefits, Employment and Support Services Division, Department of Hawaiian Home Lands, Hawaii Public Housing Authority, City and County of Honolulu, County of Hawaii, County of Kauai, and County of Maui are currently working on a statewide update to the Fair Housing Analysis of Impediments Report (AI). The AI will not be completed in time for inclusion in the 5-Year Consolidated Plan (Con Plan) for PY 2015-2019.

In lieu of the statewide updated AI, HUD recommended that each entity conduct an update of its last AI for inclusion in the 5-Year ConPlan, identifying accomplishments and continued needs. HHFDC's last AI was completed in 2010. Following are the identified impediments from the 2010 AI, HHFDC's activities (Action Plan) to address the impediments, and HHFDC's progress made since then.

Impediment One: Difficulty Understanding Fair Housing Laws, Rights and Resources.

- » Applicants are not aware of their rights;
- » Landlords are not aware of their responsibilities as defined by Fair Housing laws;
- » Advocacy groups and real estate professionals value the training and other education services provided under the Fair Housing community;
- » With respect to structural impediments to Fair Housing, translation and interpreter services are in short supply and seriously impede access to fair housing.

HHFDC's Action Plan to Address Impediment One and Implementation Status:

- » Monitor owners of rental housing projects assisted by HHFDC to ensure fair housing responsibilities are understood and are being met. HHFDC conducts compliance monitoring of both HHFDC-owned projects and privately-owned projects utilizing HHFDC financing such as LIHTC, RHTF, HMMF, RAP, or HOME. During the past five years, HHFDC and its consultant, Spectrum Seminars (Spectrum) continued to monitor units in HHFDC projects and HHFDC-assisted projects for compliance with program requirements, including monitoring for fair housing compliance, and will continue to conduct periodic monitoring as required.
- » Provide fair housing training for HHFDC staff and private managers of HHFDC-owned rental housing projects. During the last 5 years, Spectrum conducted fair housing training and allowed up to two HHFDC staff to audit the

seminars at no cost. Staff from HHFDC's compliance office and/or asset management office annually attends this training as well as other training opportunities. HHFDC requires the managers of its rental housing properties to attend. Spectrum's training is also open to property managers and owners of privately-owned projects. HHFDC staff will continue to attend training sessions to keep abreast on fair housing regulations and issues.

- » Promote fair housing awareness by posting fair housing information on HHFDC's website, including direct links to the Hawaii Civil Rights Commission, Legal Aid Society of Hawaii, and U. S. Department of Housing and Urban Development's Fair Housing and Equal Opportunity sites. During the last 5 years, HHFDC updated its website to promote fair housing awareness by posting fair housing information and direct links to the Hawaii Civil Rights Commission, Legal Aid Society of Hawaii, HUD's Fair Housing/Equal Opportunity sites, and each of the County's fair housing offices.

Impediment Two: Structural Impediments to Fair Housing.

The 2010 AI considered organizational and institutional impediments to Fair Housing, to include all aspects of the State's responsibility to affirmatively further fair housing.

HHFDC's Action Plan to Address Impediment Two and Implementation Status:

- » Revise HHFDC's organizational chart to consolidate fair housing planning and compliance functions. HHFDC has decided against this recommendation, and has not consolidated the fair housing planning and compliance functions. Instead, HHFDC's personnel officer has performed fair housing functions, such as intake and referral. The personnel officer position was recently vacated but is in the process of being filled.
- » Review and, if needed, amend HHFDC's administrative rules to ensure fair housing provisions are current. A review of this recommendation resulted in the conclusion that HHFDC's administrative rules do not need amendment. Chapter 515, Hawaii Revised Statutes (HRS), entitled "Discrimination in Real Property Transactions," prohibits discriminatory practices in real property transactions. §201H, HRS, established HHFDC and §201H-5 requires compliance with fair housing provisions under Chapter 515, HRS. As such, all of HHFDC's programs are statutorily subject to fair housing provisions and no amendments to program administrative rules are required.

Impediment Three: Limited Supply of Reasonable Units for Targeted Population.

- » Too few incentives for developers to build affordable units;
- » Too few incentives for developing rental units;

- » Land Use and zoning process which translates to higher development costs; and
- » No policy to encourage developers to build units for persons with disabilities.

HHFDC's Action Plan to Address Impediment Three and Implementation Status:

- » Facilitate development and preservation of affordable housing units by providing financing and development tools and resources. During the period PY 2010 to PY 2014, HHFDC awarded financing to 26 projects for the development or preservation of more than 3,500 affordable housing units. HHFDC will continue to facilitate the development of affordable housing units through its many financing programs, GET exemption program, and 201H expedited application process.
- » Ensure that developers / property owners of housing projects assisted by HHFDC effectively market the availability of housing opportunities. HHFDC's Consolidated Application for various financing programs has been amended to ask applicant developers to describe their affirmative marketing plan.

Grantee SF-424's and Certification(s)



SF 424

The SF 424 is part of the CPMP Annual Action Plan. SF 424 form fields are included in this document. Grantee information is linked from the 1CPMP.xls document of the CPMP tool.

SF 424


Complete the fillable fields (blue cells) in the table below. The other items are pre-filled with values from the Grantee Information Worksheet.

Date Submitted May 15, 2015	Applicant Identifier HI State Program 159999	Type of Submission	
Date Received by state	State Identifier	Application	Pre-application
Date Received by HUD	Federal Identifier	<input checked="" type="checkbox"/> Construction	<input type="checkbox"/> Construction
		<input checked="" type="checkbox"/> Non Construction	<input type="checkbox"/> Non Construction
Applicant Information			
Jurisdiction: State of Hawaii, Hawaii Housing Finance and Development Corporation		UDG Code	
Street Address Line 1: 677 Queen Street, Suite 300		Organizational DUNS: 80-441-2661	
Street Address Line 2		Organizational Unit: State of Hawaii	
City: Honolulu	Hawaii	Department: Department of Business, Economic Development & Tourism	
ZIP: 96813	Country U.S.A.	Division: Hawaii Housing Finance and Development Corporation	
Employer Identification Number (EIN):		County	
14-1967871		Program Year Start Date (MM/DD) 07/15	
Applicant Type:		Specify Other Type if necessary:	
State Government		Specify Other Type	
		U.S. Department of Housing and Urban Development	
Program Funding			
Catalogue of Federal Domestic Assistance Numbers; Descriptive Title of Applicant Project(s); Areas Affected by Project(s) (cities, Counties, localities etc.); Estimated Funding			
Community Development Block Grant: N/A		14.218 Entitlement Grant	
CDBG Project Titles		Description of Areas Affected by CDBG Project(s)	
\$CDBG Grant Amount	\$Additional HUD Grant(s) Leveraged	Describe	
\$Additional Federal Funds Leveraged	\$Additional State Funds Leveraged		
\$Locally Leveraged Funds	\$Grantee Funds Leveraged		
\$Anticipated Program Income	Other (Describe)		
Total Funds Leveraged for CDBG-based Project(s)			
Home Investment Partnerships Program:		14.239 HOME	
HOME Project Titles: HAWAII: Moanuli Heights Senior Neighborhood, Phase II and/or the Kulekua Mutual Self-Help Housing, Phase II (HOME CHDO &/or Program Income), Hale Ulu Hoi rehab, Habitat for Humanity Workforce Housing, TBRA, and W. Hawaii Micro-Unit Housing (Regular HOME funds). KAUAI: Rice Camp, Phase 2 and the Kukuhiula Workforce Housing project (HOME Program Income). MAUI: Kulamalu project (HOME Program Income).		Description of Areas Affected by HOME Project(s) Counties of Hawaii, Honolulu, Kauai and Maui	

SF 424

Version 2.0

\$HOME Grant Amount \$3,002,167		\$Additional HUD Grant(s) Leveraged \$434,771		Describe CDBG	
\$Additional Federal Funds Leveraged \$5,011,000 FHA/RD		\$Additional State Funds Leveraged			
\$Locally Leveraged Funds \$56,500 County Funds		\$Grantee Funds Leveraged \$7,657,300.00 LIHTC			
\$Anticipated Program Income \$1,895,000		Other (Describe) \$382,796 Owner & \$218,000 Other			
Total Funds Leveraged for HOME-based Project(s) \$15,653,307					
Housing Opportunities for People with AIDS:		14.241 HOPWA			
HOPWA Project Titles Maui AIDS Foundation Rental Assistance and Supportive Services		Description of Areas Affected by HOPWA Project(s) Counties of Hawaii, Kauai, and Maui			
SHOPWA Grant Amount \$206,461		\$Additional HUD Grant(s) Leveraged		Describe	
\$Additional Federal Funds Leveraged		\$Additional State Funds Leveraged			
\$Locally Leveraged Funds		\$Grantee Funds Leveraged			
\$Anticipated Program Income N/A		Other (Describe)			
Total Funds Leveraged for HOPWA-based Project(s)					
Emergency Solutions Grants Program:		14.231 ESG			
ESG Project Titles <u>Hawaii</u> : HOPE Services, Child & Family Service; <u>Kauai</u> : Kauai Economic Opportunity; <u>Maui</u> : Family Life Center, Women Helping Women, Ka Hale A Ke Ola		Description of Areas Affected by ESG Project(s) Counties of Hawaii, Kauai and Maui			
\$ESG Grant Amount \$442,987		\$Additional HUD Grant(s) Leveraged \$206,461		Describe HOPWA	
\$Additional Federal Funds Leveraged \$1,600,000 from Continuum of Care Homeless Assistance.		\$Additional State Funds Leveraged \$17,694,000. (\$2,194,000 State Outreach; \$500,000 State Emergency Grants; \$1,500,000 TANF-funded Housing Placement Program; \$13,500,000 Homeless Shelter Program)			
\$Locally Leveraged Funds		\$Grantee Funds Leveraged			
\$Anticipated Program Income		Other (Describe)			
Total Funds Leveraged for ESG-based Project(s) \$19,600,461					
Congressional Districts of:		Is application subject to review by state Executive Order 12372 Process?			
Applicant Districts 1		Project Districts 1&2			
Is the applicant delinquent on any federal debt? If "Yes" please include an additional document explaining the situation.		<input type="checkbox"/> Yes		This application was made available to the state EO 12372 process for review on DATE	
		<input checked="" type="checkbox"/> No		Program is not covered by EO 12372	
<input type="checkbox"/> Yes		<input checked="" type="checkbox"/> No		<input type="checkbox"/> N/A	
				Program has not been selected by the state for review	

Person to be contacted regarding this application		
First Name: Craig	Middle Initial: K.	Last Name: Hirai
Title: Executive Director	Phone: (808) 587-0641	Fax: (808) 587-0600
eMail: Craig.k.hirai@hawaii.gov	Grantee Website: http://hawaii.gov/dbedt/hhfdc	Other Contact
Signature of Authorized Representative		Date Signed
		June 18, 2015

SF 424

Version 2.0

STATE CERTIFICATIONS

In accordance with the applicable statutes and the regulations governing the consolidated plan regulations, the State certifies that:

Affirmatively Further Fair Housing – The State will affirmatively further fair housing, which means it will conduct an analysis of impediments to fair housing choice within the state, take appropriate actions to overcome the effects of any impediments identified through that analysis, and maintain records reflecting that analysis and actions in this regard.

Anti-displacement and Relocation Plan -- It will comply with the acquisition and relocation requirements of the Uniform Relocation Assistance and Real Property Acquisition Policies Act of 1970, as amended, and implementing regulations at 49 CFR 24; and it has in effect and is following a residential anti-displacement and relocation assistance plan required under section 104(d) of the Housing and Community Development Act of 1974, as amended, in connection with any activity assisted with funding under the CDBG or HOME programs.

Anti-Lobbying -- To the best of the State's knowledge and belief:

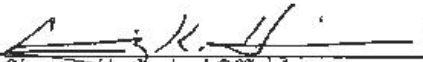
1. No Federal appropriated funds have been paid or will be paid, by or on behalf of it, to any person for influencing or attempting to influence an officer or employee of any agency, a Member of Congress, an officer or employee of Congress, or an employee of a Member of Congress in connection with the awarding of any Federal contract, the making of any Federal grant, the making of any Federal loan, the entering into of any cooperative agreement, and the extension, continuation, renewal, amendment, or modification of any Federal contract, grant, loan, or cooperative agreement;
2. If any funds other than Federal appropriated funds have been paid or will be paid to any person for influencing or attempting to influence an officer or employee of any agency, a Member of Congress, an officer or employee of Congress, or an employee of a Member of Congress in connection with this Federal contract, grant, loan, or cooperative agreement, it will complete and submit Standard Form-LLL, "Disclosure Form to Report Lobbying," in accordance with its instructions; and
3. It will require that the language of paragraphs 1 and 2 of this certification be included in the award documents for all subawards at all tiers (including subcontracts, subgrants, and contracts

under grants, loans, and cooperative agreements) and that all subrecipients shall certify and disclose accordingly.

Authority of State -- The submission of the consolidated plan is authorized under State law and the State possesses the legal authority to carry out the programs under the consolidated plan for which it is seeking funding, in accordance with applicable HUD regulations.

Consistency with plan -- The housing activities to be undertaken with CDBG, HOME, ESG, and HOPWA funds are consistent with the strategic plan.

Section 3 -- It will comply with section 3 of the Housing and Urban Development Act of 1968, and implementing regulations at 24 CFR Part 135.



Signature/Authorized Official
Craig K. Hiral
Executive Director

Title

May 14, 2015

Date

Specific CDBG Certifications

The State certifies that:

Citizen Participation – It is in full compliance and following a detailed citizen participation plan that satisfies the requirements of 24 CFR §91.115 and each unit of general local government that receives assistance from the State is or will be following a detailed citizen participation plan that satisfies the requirements of 24 CFR §570.486.

Consultation with Local Governments – It has or will comply with the following:

1. It has consulted with affected units of local government in the nonentitlement area of the State in determining the method of distribution of funding;
2. It engages in or will engage in planning for community development activities;
3. It provides or will provide technical assistance to units of local government in connection with community development programs; and
4. It will not refuse to distribute funds to any unit of general local government on the basis of the particular eligible activity selected by the unit of general local government to meet its community development needs, except that a State is not prevented from establishing priorities in distributing funding on the basis of the activities selected.

Local Needs Identification -- It will require each unit of general local government to be funded to identify its community development and housing needs, including the needs of low-income and moderate-income families, and the activities to be undertaken to meet these needs.

Community Development Plan – Its consolidated housing and community development plan identifies community development and housing needs and specifies both short-term and long-term community development objectives that have been developed in accordance with the primary objectives of Title I of the Housing and Community Development Act of 1974, as amended. (See 24 CFR 570.2 and 24 CFR part 570)

Use of Funds – It has complied with the following criteria:

1. Maximum Feasible Priority. With respect to activities expected to be assisted with CDBG funds, it certifies that it has developed its Action Plan so as to give maximum feasible priority to activities which benefit low and moderate income families or aid in the prevention or elimination of slums or blight. The Action Plan may also include activities which the grantee certifies are designed to meet other community development needs having a particular urgency because existing conditions pose a serious and immediate threat to the health or welfare of the community, and other financial resources are not available);
2. Overall Benefit. The aggregate use of CDBG funds including section 108 guaranteed loans during program year(s) 199 , , and . (a period specified by the grantee consisting of one, two, or three specific consecutive program years), shall principally benefit persons of low and moderate income in a manner that ensures that at least 70 percent of the amount is expended for activities that benefit such persons during the designated period;

3. **Special Assessments.** The state will require units of general local government that receive CDBG funds to certify to the following:

It will not attempt to recover any capital costs of public improvements assisted with CDBG funds including Section 108 loan guaranteed funds by assessing any amount against properties owned and occupied by persons of low and moderate income, including any fee charged or assessment made as a condition of obtaining access to such public improvements.

However, if CDBG funds are used to pay the proportion of a fee or assessment that relates to the capital costs of public improvements (assisted in part with CDBG funds) financed from other revenue sources, an assessment or charge may be made against the property with respect to the public improvements financed by a source other than CDBG funds.

It will not attempt to recover any capital costs of public improvements assisted with CDBG funds, including Section 108, unless CDBG funds are used to pay the proportion of fee or assessment attributable to the capital costs of public improvements financed from other revenue sources. In this case, an assessment or charge may be made against the property with respect to the public improvements financed by a source other than CDBG funds. Also, in the case of properties owned and occupied by moderate-income (not low-income) families, an assessment or charge may be made against the property for public improvements financed by a source other than CDBG funds if the jurisdiction certifies that it lacks CDBG funds to cover the assessment.

Excessive Force – It will require units of general local government that receive CDBG funds to certify that they have adopted and are enforcing:

1. A policy prohibiting the use of excessive force by law enforcement agencies within its jurisdiction against any individuals engaged in non-violent civil rights demonstrations; and
2. A policy of enforcing applicable State and local laws against physically barring entrance to or exit from a facility or location which is the subject of such non-violent civil rights demonstrations within its jurisdiction;

Compliance With Anti-discrimination laws – The grant will be conducted and administered in conformity with title VI of the Civil Rights Act of 1964 (42 USC 2000d), the Fair Housing Act (42 USC 3601-3619), and implementing regulations.

Compliance with Laws – It will comply with applicable laws.

N / A

Signature/Authorized Official

Date

Title

Specific HOME Certifications


The State certifies that:

Tenant Based Rental Assistance – If it intends to provide tenant-based rental assistance:

The use of HOME funds for tenant-based rental assistance is an essential element of the State's consolidated plan.

Eligible Activities and Costs -- It is using and will use HOME funds for eligible activities and costs, as described in 24 CFR § 92.205 through §92.209 and that it is not using and will not use HOME funds for prohibited activities, as described in §92.214.

Appropriate Financial Assistance – Before committing any funds to a project, the State or its recipients will evaluate the project in accordance with the guidelines that it adopts for this purpose and will not invest any more HOME funds in combination with other Federal assistance than is necessary to provide affordable housing;



Signature/Authorized Official
Craig K. Hiral
Executive Director

Title

May 14, 2015
Date

APPENDIX TO CERTIFICATIONS

INSTRUCTIONS CONCERNING LOBBYING REQUIREMENTS:

A. Lobbying Certification

This certification is a material representation of fact upon which reliance was placed when this transaction was made or entered into. Submission of this certification is a prerequisite for making or entering into this transaction imposed by section 1352, title 31, U.S. Code. Any person who fails to file the required certification shall be subject to a civil penalty of not less than \$10,000 and not more than \$100,000 for each such failure.

STATE CERTIFICATIONS

In accordance with the applicable statutes and the regulations governing the consolidated plan regulations, the State certifies that:

Affirmatively Further Fair Housing -- The State will affirmatively further fair housing, which means it will conduct an analysis of impediments to fair housing choice within the state, take appropriate actions to overcome the effects of any impediments identified through that analysis, and maintain records reflecting that analysis and actions in this regard.

Anti-displacement and Relocation Plan -- It will comply with the acquisition and relocation requirements of the Uniform Relocation Assistance and Real Property Acquisition Policies Act of 1970, as amended, and implementing regulations at 49 CFR 24; and it has in effect and is following a residential anti-displacement and relocation assistance plan required under section 104(d) of the Housing and Community Development Act of 1974, as amended, in connection with any activity assisted with funding under the CDBG or HOME programs.

Anti-Lobbying -- To the best of the State's knowledge and belief:


1. No Federal appropriated funds have been paid or will be paid, by or on behalf of it, to any person for influencing or attempting to influence an officer or employee of any agency, a Member of Congress, an officer or employee of Congress, or an employee of a Member of Congress in connection with the awarding of any Federal contract, the making of any Federal grant, the making of any Federal loan, the entering into of any cooperative agreement, and the extension, continuation, renewal, amendment, or modification of any Federal contract, grant, loan, or cooperative agreement;
2. If any funds other than Federal appropriated funds have been paid or will be paid to any person for influencing or attempting to influence an officer or employee of any agency, a Member of Congress, an officer or employee of Congress, or an employee of a Member of Congress in connection with this Federal contract, grant, loan, or cooperative agreement, it will complete and submit Standard Form-LLL, "Disclosure Form to Report Lobbying," in accordance with its instructions; and
3. It will require that the language of paragraphs 1 and 2 of this certification be included in the award documents for all subawards at all tiers (including subcontracts, subgrants, and contracts

under grants, loans, and cooperative agreements) and that all subrecipients shall certify and disclose accordingly.

Authority of State -- The submission of the consolidated plan is authorized under State law and the State possesses the legal authority to carry out the programs under the consolidated plan for which it is seeking funding, in accordance with applicable HUD regulations.

Consistency with plan -- The housing activities to be undertaken with CDBG, HOME, ESG, and HOPWA funds are consistent with the strategic plan.

Section 3 -- It will comply with section 3 of the Housing and Urban Development Act of 1968, and implementing regulations at 24 CFR Part 135.



Signature/Authorized Official
RACHAEL WONG, Dr.PH

Director, Department of Human Services
Title

4/22/15

Date

ESG Certifications

Each State that seeks funding under the Emergency Solutions Grants Program must provide the following certifications:

Matching Funds – The State will obtain any matching amounts required under 24 CFR 576.201 in a manner so that its subrecipients that are least capable of providing matching amounts receive the benefit of the exception under 24 CFR 576.201(a)(2).

Discharge Policy – The State will establish and implement, to the maximum extent practicable and where appropriate, policies and protocols for the discharge of persons from publicly funded institutions or systems of care (such as health care facilities, mental health facilities, foster care or other youth facilities, or correction programs and institutions) in order to prevent this discharge from immediately resulting in homelessness for these persons.

Confidentiality – The State will develop and implement procedures to ensure the confidentiality of records pertaining to any individual provided family violence prevention or treatment services under any project assisted under the ESG program, including protection against the release of the address or location of any family violence shelter project, except with the written authorization of the person responsible for the operation of that shelter.

The State will ensure that its subrecipients comply with the following criteria:

Major rehabilitation/conversion – If an emergency shelter's rehabilitation costs exceed 75 percent of the value of the building before rehabilitation, the building will be maintained as a shelter for homeless individuals and families for a minimum of 10 years after the date the building is first occupied by a homeless individual or family after the completed rehabilitation. If the cost to convert a building into an emergency shelter exceeds 75 percent of the value of the building after conversion, the building will be maintained as a shelter for homeless individuals and families for a minimum of 10 years after the date the building is first occupied by a homeless individual or family after the completed conversion. In all other cases where ESG funds are used for renovation, the building will be maintained as a shelter for homeless individuals and families for a minimum of 3 years after the date the building is first occupied by a homeless individual or family after the completed renovation.


Essential Services and Operating Costs – If ESG funds are used for shelter operations or essential services related to street outreach or emergency shelter, the subrecipient will provide services or shelter to homeless individuals and families for the period during which the ESG assistance is provided, without regard to a particular site or structure, so long the applicant serves the same type of persons (e.g., families with children, unaccompanied youth, veterans, disabled individuals, or victims of domestic violence) or persons in the same geographic area.

Renovation – Any renovation carried out with ESG assistance shall be sufficient to ensure that the building involved is safe and sanitary.

Supportive Services – The subrecipient will assist homeless individuals in obtaining permanent housing, appropriate supportive services (including medical and mental health treatment, counseling, supervision, and other services essential for achieving independent living), and other Federal, State, local, and private assistance available for such individuals.

Homeless Persons Involvement – To the maximum extent practicable, the subrecipient will involve, through employment, volunteer services, or otherwise, homeless individuals and families in constructing, renovating, maintaining, and operating facilities, in providing services assisted under the ESG program, and in providing services for occupants of facilities assisted ESG.

Consolidated Plan – All activities the subrecipient undertakes with assistance under ESG are consistent with the State's current HUD-approved consolidated plan.

 RACHAEL WONG, DrPH

Signature/Authorized Official

4/28/15

Date

Director, Department of Human Services

Title

HOPWA Certifications

The State HOPWA grantee certifies that:

Activities -- Activities funded under the program will meet urgent needs that are not being met by available public and private sources.

Building -- Any building or structure assisted under the program shall be operated for the purpose specified in the plan:

1. For at least 10 years in the case of any building or structure purchased, leased, rehabilitated, renovated, or converted with HOPWA assistance,
2. For at least 3 years in the case of assistance involving non-substantial rehabilitation or repair of a building or structure.

 RACHAEL WONG, DrPH
Signature/Authorized Official

9/29/15
Date

Director, Department of Human Services
Title

Appendix - Alternate/Local Data Sources