

**The Harry & Jeanette Weinberg Ho‘okupu Center
FY 17-18 Annual Report**



I. Number of Community Participants in FY 17-18

Kupu's Hawai'i Youth Conservation Corps Community (HYCC Community) program served a total of 60 unique (63 non-unique) youth in FY 17-18. Figure 1 contains additional demographic data representative of the Community program's population served in the past program year.

Age Range Served	16-22
Average Age	18
Asian	12%
Native Hawaiian	63%
Pacific Islander	23%
White	2%

Figure 1: HYCC Community Demographic Data FY 17-18



Almost all youth who enrolled in the HYCC Community program were seeking an alternative education offered at the Net Shed (facility name prior to transformation into the Harry & Jeanette Weinberg Ho'okupu Center). Figure 2 contains data representing the grades at which this past program year's youth left their school.

2017-18 Participant Last Grade Completed

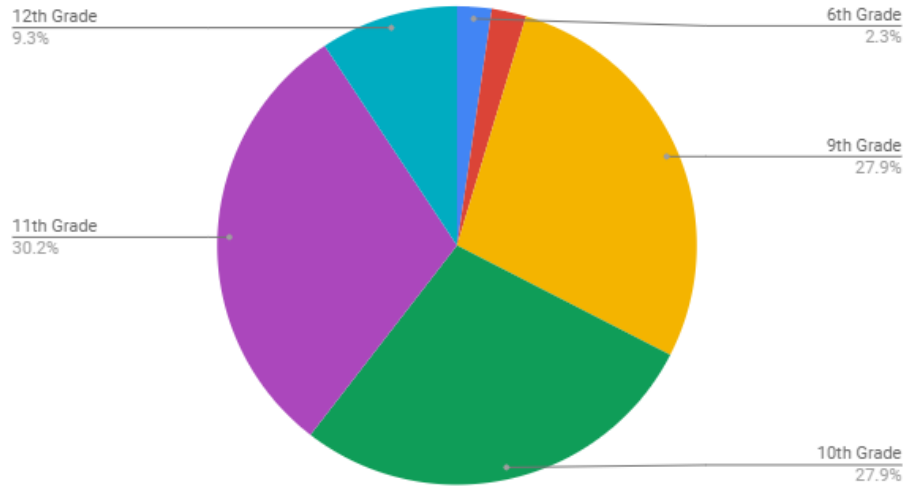


Figure 2: FY 17-18 Participant Last Grade Completed



Youth entered the program with various levels of education and employment as represented in Figure 3, for which the Net Shed provided a safe, supportive place to grow.

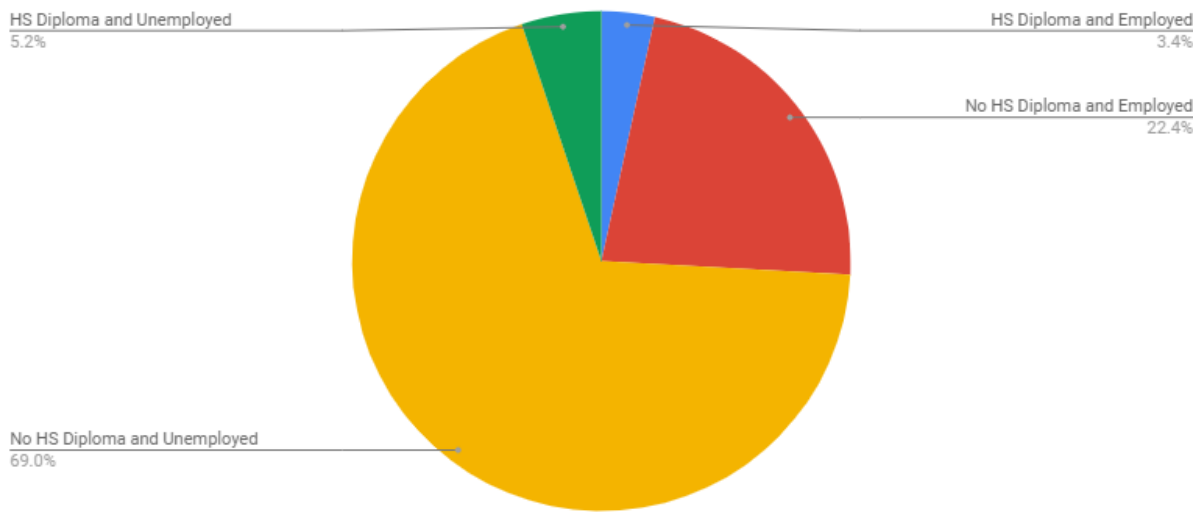


Figure 3: Pre-Program Participant Status

II. HYCC Community Program Impact in FY 17-18

The HYCC Community program saw significant growth in the youth, both personally and professionally. Youth graduated with diplomas, work experience, and a minimum of 300 hours of service learning that impacted their communities. Represented in Figure 4 is the status of youth who completed the program in its entirety.

Kewalo Participant Status

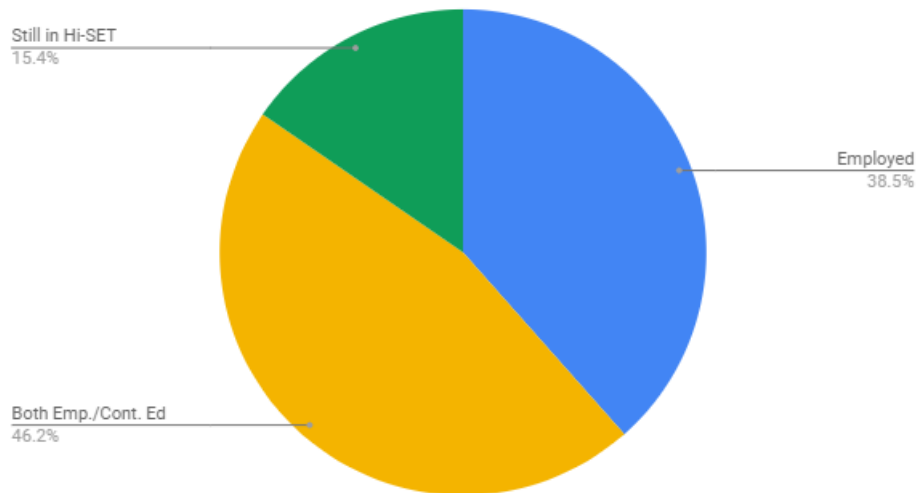



Figure 4: Kewalo Participant Status

While some youth left the program employed, the majority left both employed and seeking or already engaged in furthering their education, which included other Kupu internships, trade schools, or college.



In response to the State of Hawai'i Department of Education's decision to sunset the C-Base curriculum that Kupu as well as other workforce development programs have been using, the Community program began to offer Hi-SET (a GED alternative). Due to increased time requirements, 15.4% of youth remained in the course beyond the conclusion of FY 17-18.

Overall, the Community program witnessed great success in every youth supported by the Net Shed.



III. Non-Kupu Events Descriptions

In addition to Kupu's use of the Net Shed, others have also taken advantage of the space prior to the start of renovations in providing some of the following activities.

Meetings:

- Community 'ohana meetings.
- Community non-profit organization meetings.

Workshops:

- Surfing workshops provided by local surfers of Kewalos.
- Cultural workshops.

Other Activities:

- Documentary filming.
- Surfing competitions.
- Community service projects.



Some of the groups and individuals who used the space to conduct the activities listed above include but are not limited to:

Life 360
American Legion

Na Kama Kai
Chef Miguel Maestre

Pili Group	Bert MacDonald, Lomi Practitioner
Na Mea Hawaii	Elemental Excelerator
National Scholastic Surfing Association	Hale Kipa
Akana 'Ohana	

Overall, individual community members and groups used the Net Shed a total of 508 hours in FY 17-18 prior to renovation, in addition to Kupu's regular use.

IV. Ilalo Street & Kewalo Park Front of Center Work Summary

Kupu staff and members provided basic maintenance work for Ilalo Street and the front of the future Harry & Jeanette Weinberg Ho'okupu Center in Kewalo Basin Park. Work included grass cutting, small tree maintenance, and trash pick-up. Below is a brief summary of the hours worked between the months of January 2018 - March 2018, until renovations began.

January 2018	87.5 hours
February 2018	107 hours
March 2018	92 hours

Each month, work was completed by approximately 5-7 program staff and members, in addition to volunteers from Life 360. On average, it took approximately 3-4 program days to complete the work on Ilalo Street, while the area fronting the center was maintained weekly by program youth who needed to make up missed program time.

Note: During Summer, grass remained low, which is the reason no hours were reported those particular months. Maintenance work began again in October 2018.

Financial Report

Kupu Program at Net Shed - Fiscal 2018 (October 2017 - September 2018):

	<i>Oct 2017 - Apr 2018</i> Actual - Kupu Prgm at Net Shed	*	<i>Oct 2017 - Sept 2018</i> FY 18 Budget - Total Kupu Programs	% of Budget
Revenue	\$ 294,136		\$ 7,983,815	4%
Expenses				
Salaries & Wages	\$ 232,734		\$ 6,075,356	4%
Program Expenses	\$ 132,337	**	\$ 1,806,087	7%
Total Expenses	<u>\$ 365,071</u>		<u>\$ 7,881,443</u>	5%
Net Income	\$ (70,934)		\$ 102,372	-69%

* Actual profit and loss on Kupu Program and net shed facility before construction began

** Program expenses include travel, supplies, utilities, etc. Indirect costs were 14% of total direct program expenses

Total Spent on Net Shed Facility:

	<i>As of Sept 2018</i> LTD Actual	<i>App. to be expended by Q2 2019</i> Total Budget
Total Funds Expended	\$ 2,411,093	\$ 6,000,000